

FY 2025
General Fund Analysis and
Treasurer's Monthly Reports
January 13, 2025



For the Month Ending
December 31, 2024

Prepared by:
Karen Ervin
Treasurer/CFO

SECTION I

Five Year Forecast (November 30, 2024)

General Fund Variance Analysis: Cash, Revenue, & Expenditure



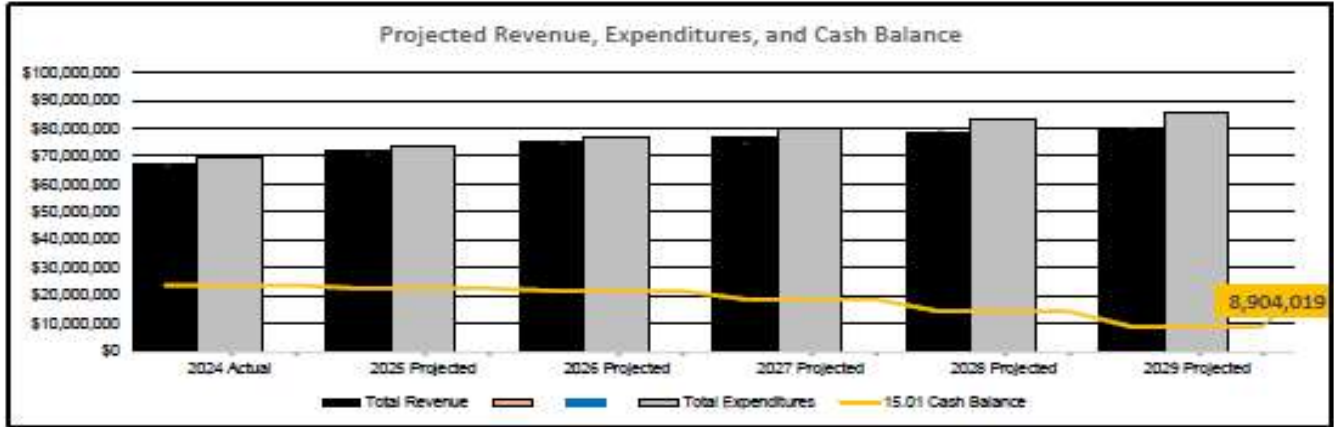
Five-Year Forecast (FY 2025 - FY 2029)

LEBANON CITY SCHOOL DISTRICT – WARREN COUNTY

November, 2024

Forecast Summary

Lebanon City School District



Note: Cash balance (Line 7.020) plus any existing levy modeled as renewed or new during the forecast.

Financial Forecast

	Fiscal Year 2025	Fiscal Year 2026	Fiscal Year 2027	Fiscal Year 2028	Fiscal Year 2029
Beginning Balance (Line 7.010) Plus Renewal/New Levies Modeled	23,839,590	22,744,202	21,817,682	18,785,567	14,510,651
+ Revenue	72,109,083	75,539,192	76,827,196	78,707,214	80,350,926
+ Proposed Renew/Replacement Levies	-	-	-	-	-
+ Proposed New Levies	-	-	-	-	-
- Expenditures	(73,204,471)	(76,465,712)	(79,859,311)	(82,982,130)	(85,957,558)
= Revenue Surplus or Deficit	(1,095,388)	(926,520)	(3,032,115)	(4,274,915)	(5,606,632)
Line 7.020 Ending Balance with renewal/new levies	22,744,202	21,817,682	18,785,567	14,510,651	8,904,019

Analysis Without Renewal Levies Included:

Revenue Surplus or Deficit w/o Levies	(1,095,388)	(926,520)	(3,032,115)	(4,274,915)	(5,606,632)
Ending Balance w/o Levies	22,744,202	21,817,682	18,785,567	14,510,651	8,904,019

In FY 2025 a revenue shortfall is expected. This means that expenditures are expected to be greater than revenue by \$1,095,388 in FY 2025. By the last year of the forecast, FY 2029, the district is expected to have a revenue shortfall where expenditures are projected to be greater than revenue by \$5,606,632. The district would need to cut its FY 2029 projected expenses by 6.52% in order to balance its budget without additional revenue.

The district's cash balance is positive at year-end in FY 2025 and is projected to worsen by FY 2029. A worsening cash balance can erode the district's financial stability over time.

Ohio adopted the Fair School Funding Plan (FSFP) in FY 2022. The plan was continued with increasing phase-in of the formula results. In FY 2024 the per pupil base cost calculations were updated from FY 2018 cost data to FY 2022. For Lebanon City School District the calculated Base Cost total is \$40,421,281 in FY 2024. The state's share of the calculated Base Cost total is \$7,832,143 or \$1,650 per pupil.

COMPARISON OF CASH BALANCES

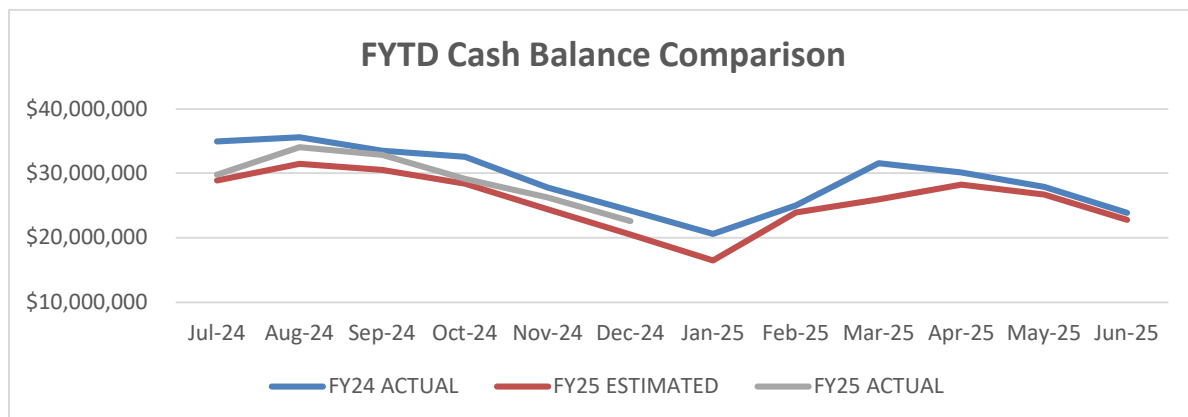
December 31, 2024

Actual Cash Balance		\$22,576,495
Estimated Cash Balance		\$20,459,730
Variance From Estimate	OVER	\$2,116,765
Percent Variance From Estimate	OVER	10.35%
Previous Year Cash Balance		\$24,233,039

Current Encumbrances		\$4,824,422
Current Unencumbered Cash Balance		\$17,752,073
Current Days of Operating Cash (based on Unencumbered Cash Balance)		88.51
Estimated Fiscal Year End Days of Operating Cash		113.40
Minimum General Fund Cash Balance Threshold per Fiscal Policy		36.50
Future Goal for General Fund Cash Balance per Fiscal Policy		120.00

DESCRIPTION: General Fund cash balance as projected on 5-year financial forecast. Actual cash balance to determine number of days of operating cash.

COMMENTS: Cash balance is trending in line with the forecast. This is primarily related to personnel costs, including benefits.

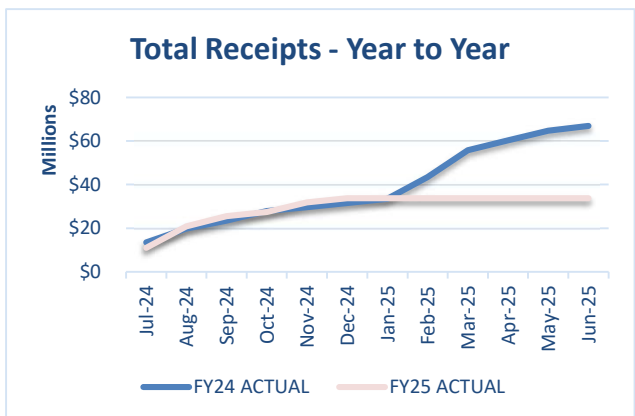
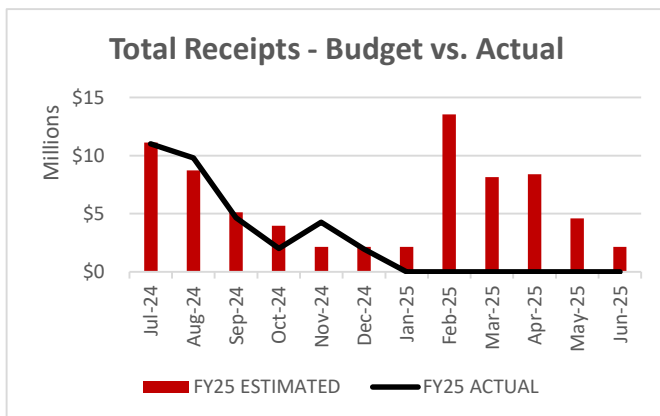


COMPARISON OF TOTAL RECEIPTS December 31, 2024

	Monthly	Fiscal Year 2025 Year-to-Date
Actual Receipts	\$1,929,544	\$33,658,651
Estimated Receipts	\$2,130,396	\$33,222,378
Variance From Estimate	UNDER (\$200,852)	OVER \$436,273
Variance From Estimate	UNDER -9.43%	OVER 1.31%
Actual Prior Year	\$1,830,969	\$31,500,085
Total Fiscal Year 2025 Estimate		\$72,109,084
Percent Of Total Estimate Received		46.68%
Percent Of Budget Year Completed	6 month(s)	50.00%

DESCRIPTION: This category consists of all General Fund revenues contained within this report.

COMMENTS: Total receipts are trending in line with the forecast.

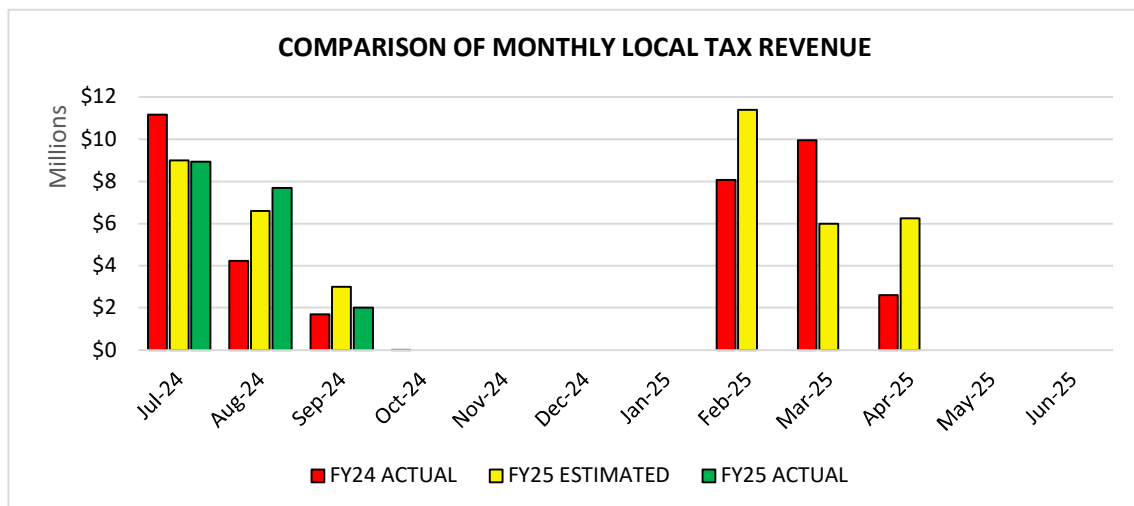


COMPARISON OF LOCAL TAXES December 31, 2024

	Monthly	Fiscal Year 2025 Year-to-Date
Actual Tax Receipts	\$0	\$18,628,764
Estimated Tax Receipts	\$0	\$18,600,000
Variance From Estimate	OVER	\$28,764
Variance From Estimate	OVER	0.15%
Actual Prior Year	\$0	\$17,097,646
Total Fiscal Year 2025 Estimate		\$42,249,431
Percent Of Total Estimate Received		44.09%
Percent Of Budget Year Completed	6 month(s)	50.00%

DESCRIPTION: This category consists of real and personal property taxes. Real property taxes are received in September and April with advances being available the two months prior to settlement. Personal Property taxes are received in October and June.

COMMENTS: Total receipts are trending in line with the forecast.

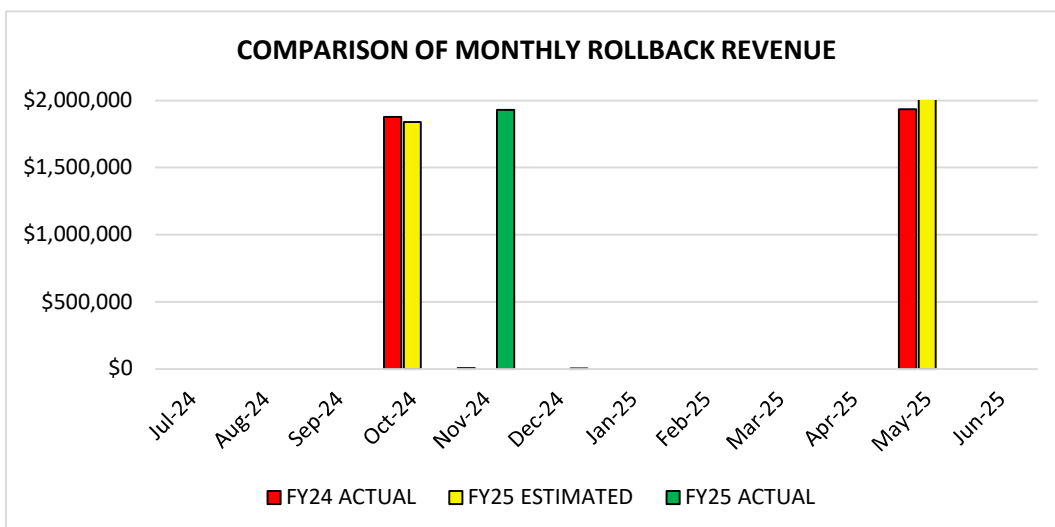


COMPARISON OF STATE ROLLBACK December 31, 2024

		<u>Monthly</u>		<u>Fiscal Year 2025 Year-to-Date</u>
Actual State Receipts		\$3,747		\$1,933,416
Estimated State Receipts		\$0		\$1,840,000
Variance From Estimate	OVER	\$3,747	OVER	\$93,416
Variance From Estimate	OVER	#DIV/0!	OVER	5.08%
Actual Prior Year		\$0		\$1,882,716
Total Fiscal Year 2025 Estimate				\$4,294,893
Percent Of Total Estimate Received				45.02%
Percent Of Budget Year Completed		6 month(s)		50.00%

DESCRIPTION: This category consists of homestead/rollback and \$10,000 exemptions received once for the \$10,000 exemption. Rollback is paid by the State of Ohio around November and May.

COMMENTS: Total receipts are trending higher than the forecast. The State payment was more than we received last year, so more than the estimate for this year.

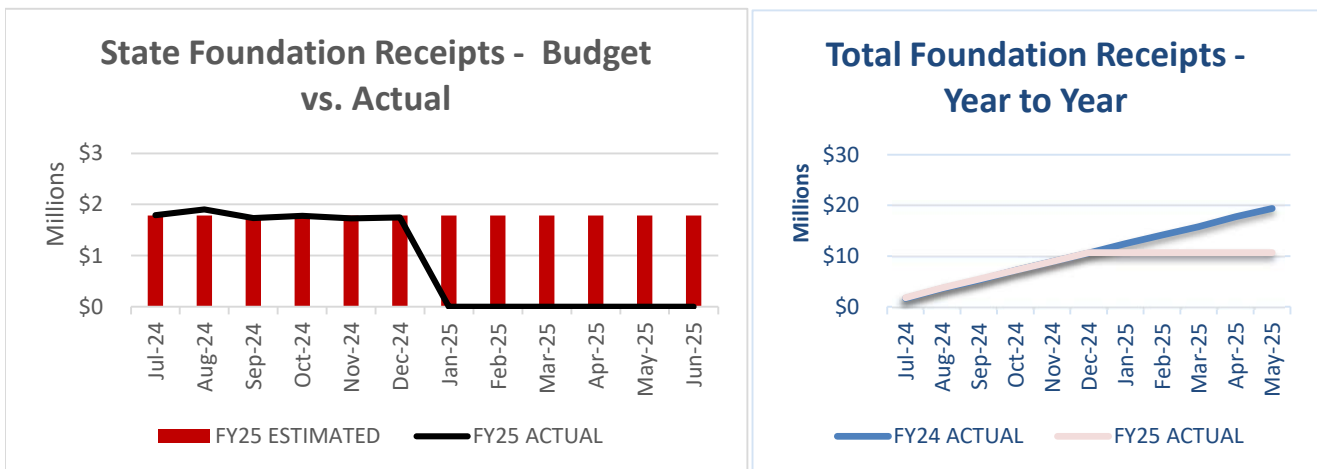


COMPARISON OF STATE FOUNDATION December 31, 2024

		Monthly		Fiscal Year 2025 Year-to-Date
Actual State Receipts		\$1,745,552		\$10,667,800
Estimated State Receipts		\$1,779,827		\$10,678,962
Variance From Estimate	UNDER	(\$34,275)	UNDER	(\$11,162)
Variance From Estimate	UNDER	-1.93%	UNDER	-0.10%
Actual Prior Year		\$1,718,957		\$10,597,218
Total Fiscal Year 2025 Estimate				\$21,357,928
Percent Of Total Estimate Received				49.95%
Percent Of Budget Year Completed			6 month(s)	50.00%

DESCRIPTION: This category consists of unrestricted and restricted state aid.

COMMENTS: Total receipts are trending in line with the forecast.



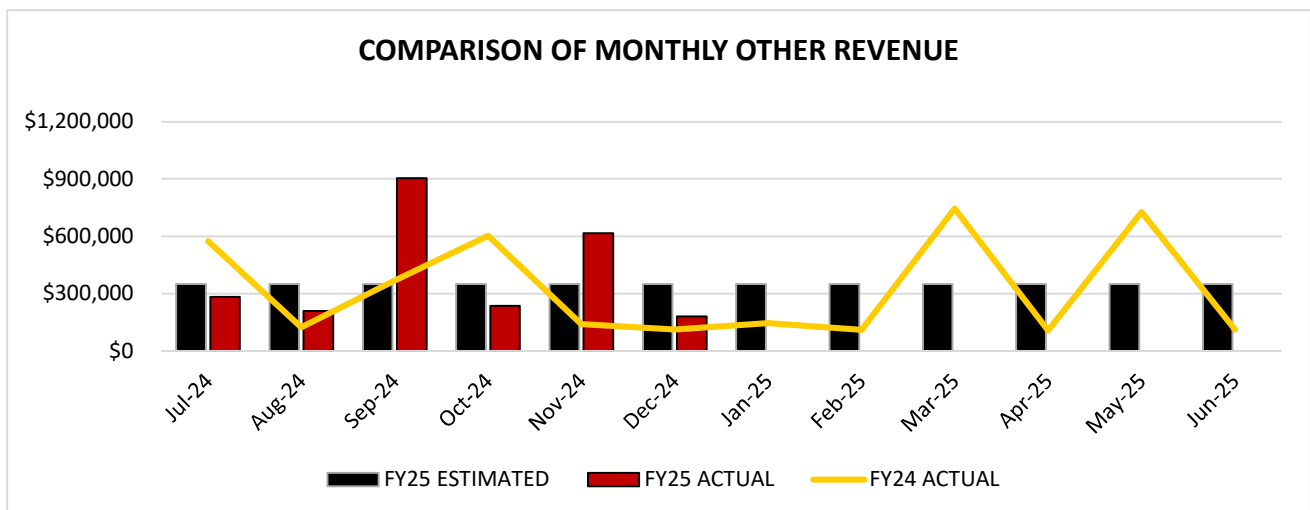
COMPARISON OF OTHER REVENUES

December 31, 2024

		<u>Monthly</u>		<u>Fiscal Year 2025 Year-to-Date</u>
Actual Other Receipts		\$180,245		\$2,428,670
Estimated Other Receipts		\$350,569		\$2,103,416
Variance From Estimate	UNDER	(\$170,324)	OVER	\$325,254
Variance From Estimate	UNDER	-48.58%	OVER	15.46%
Actual Prior Year		\$112,011		\$1,922,505
Total Fiscal Year 2025 Estimate				\$4,206,832
Percent Of Total Estimate Received				57.73%
Percent Of Budget Year Completed		6 month(s)		50.00%

DESCRIPTION: This category consists of advances-in, transfers-in, notes received, other state sources, tuition, rent, sale of assets, and other miscellaneous revenues.

COMMENTS: Total receipts are trending more than the forecast. The majority of this increase was due to a catch-up payment for TIF revenue.

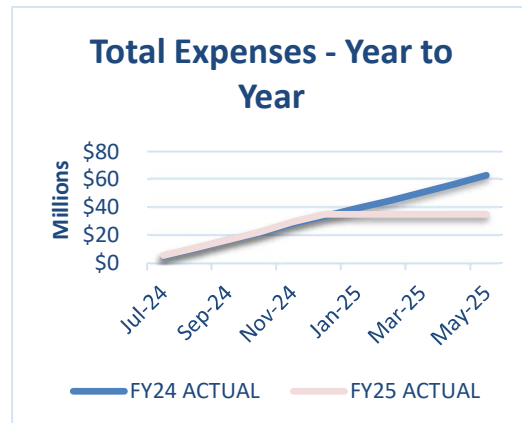
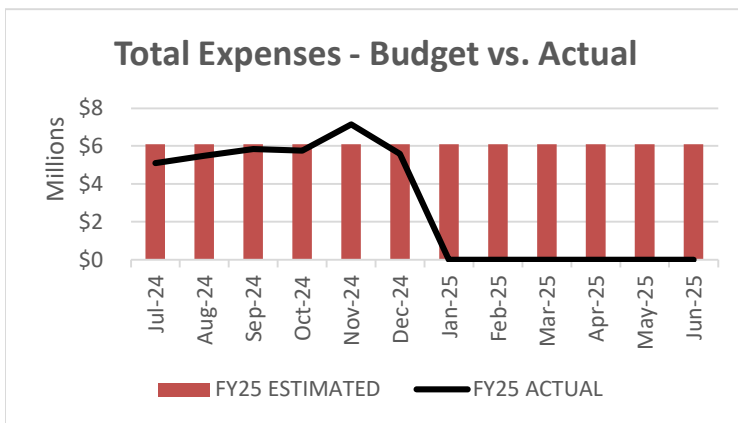


COMPARISON OF TOTAL EXPENDITURES December 31, 2024

	<u>Monthly</u>	<u>Fiscal Year 2025 Year-to-Date</u>
Actual Expenditures	\$5,593,127	\$34,921,745
Estimated Expenditures	\$6,100,373	\$36,602,238
Variance From Estimate	UNDER (\$507,246)	UNDER (\$1,680,493)
Variance From Estimate	UNDER -8.32%	UNDER -4.59%
Actual Prior Year	\$5,400,955	\$33,487,484
Total Fiscal Year 2025 Estimate		\$73,204,471
Percent Of Total Estimate Spent		47.70%
Percent Of Budget Year Completed	6 month(s)	50.00%

DESCRIPTION: This category consists of all expenditures contained within this report.

COMMENTS: FYTD expenditures are trending less than the forecast. We modified the five-year forecast to reflect decreased costs for the insurance renewal that will occur in December.

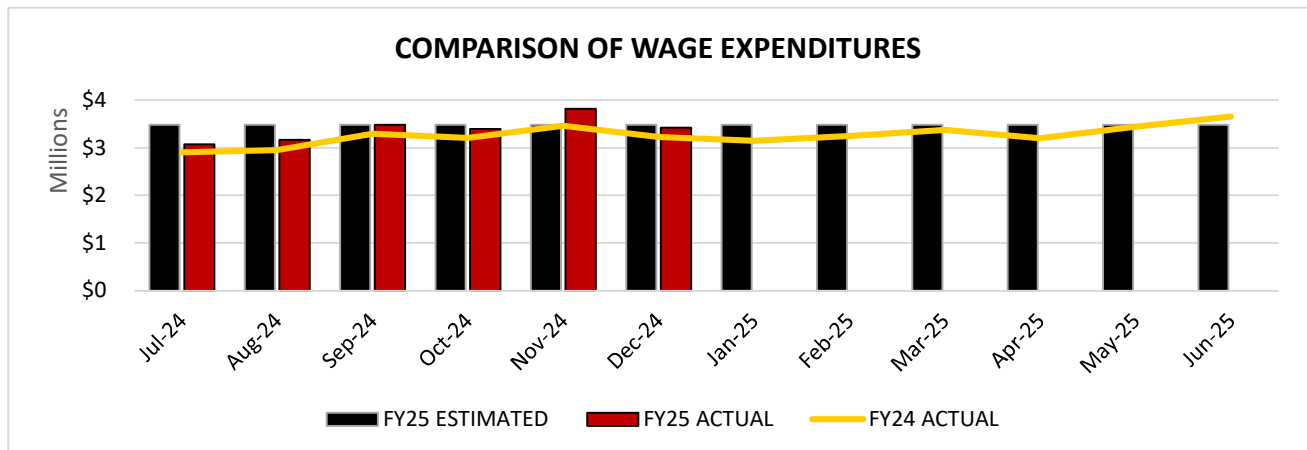


COMPARISON OF WAGE EXPENDITURES December 31, 2024

	<u>Monthly</u>		<u>Fiscal Year 2025 Year-to-Date</u>	
Actual Wage Expenditures		\$3,421,669		\$20,358,286
Estimated Wage Expenditures		\$3,479,143		\$20,874,858
Variance From Estimate	UNDER	(\$57,474)	UNDER	(\$516,572)
Variance From Estimate	UNDER	-1.65%	UNDER	-2.47%
Actual Prior Year		\$3,228,330		\$19,040,634
Total Fiscal Year 2025 Estimate				\$41,749,710
Percent Of Total Estimate Spent				48.76%
Percent Of Budget Year Completed		6 month(s)		50.00%
Percent of Wage Expenditures to Revenues				60.48%
Percent of Wage Expenditures to Total Expenditures				58.30%
Total Percent of Wages & Fringes to Expenditures				81.53%

DESCRIPTION: This category consists of regular wages, substitute wages, and supplementals, etc.

COMMENTS: FYTD expenditures are trending less than the forecast. In reviewing the five-year forecast, we believe the projection reflects current cash flows, so we will continue to monitor this trend to determine potential changes for the May update.



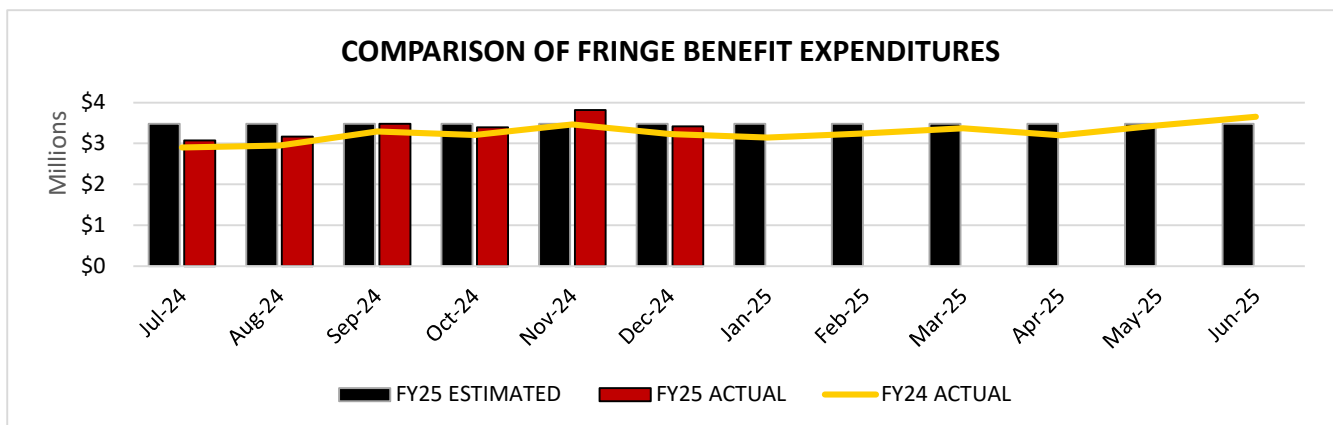
COMPARISON OF FRINGE BENEFIT EXPENDITURES

December 31, 2024

		Monthly		Fiscal Year 2025 Year-to-Date
Actual Fringe Benefit Expenditures		\$1,332,810		\$8,111,895
Estimated Fringe Benefit Expenditures		\$1,365,096		\$8,190,576
Variance From Estimate	UNDER	(\$32,286)	UNDER	(\$78,681)
Variance From Estimate	UNDER	-2.37%	UNDER	-0.96%
Actual Prior Year		\$1,326,627		\$7,827,672
Total Fiscal Year 2025 Estimate				\$16,381,146
Percent Of Total Estimate Spent				49.52%
Percent Of Budget Year Completed		6 month(s)		50.00%
Percent of Fringe Benefits to Revenues				24.10%
Total Percent of Wages & Fringes to Revenues				84.59%
Percent of Fringe Benefits to Total Expenditures				23.23%
Total Percent of Wages & Fringes to Expenditures				81.53%

DESCRIPTION: This category consists of employee insurance programs, retirement, Medicare, etc.

COMMENTS: FYTD expenditures are trending in line with the forecast.



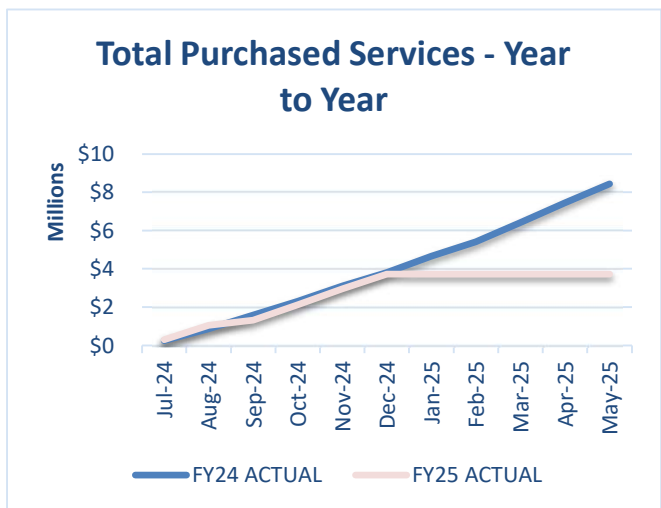
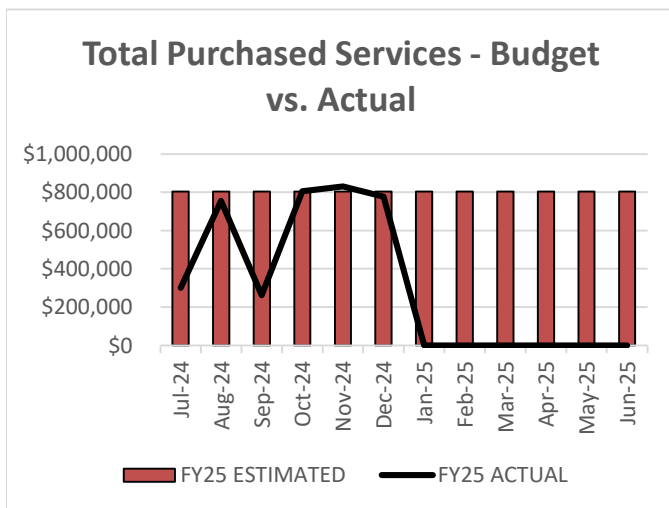
COMPARISON OF PURCHASED SERVICE EXPENDITURES

December 31, 2024

		<u>Monthly</u>		<u>Fiscal Year 2025 Year-to-Date</u>
Actual Service Expenditures		\$777,178		\$3,729,544
Estimated Service Expenditures		\$804,238		\$4,825,428
Variance From Estimate	UNDER	(\$27,060)	UNDER	(\$1,095,884)
Variance From Estimate	UNDER	-3.36%	UNDER	-22.71%
Actual Prior Year		\$712,330		\$3,807,984
Total Fiscal Year 2025 Estimate				\$9,650,851
Percent Of Total Estimate Spent				38.64%
Percent Of Budget Year Completed		6 month(s)		50.00%

DESCRIPTION: This category consists of contract services, utilities, lease purchase costs, repairs, etc.

COMMENTS: FYTD expenditures are trending less than the forecast. We will continue to monitor these expenses though we anticipate that this is a timing issue with need for services. We will update the May forecast if needed.



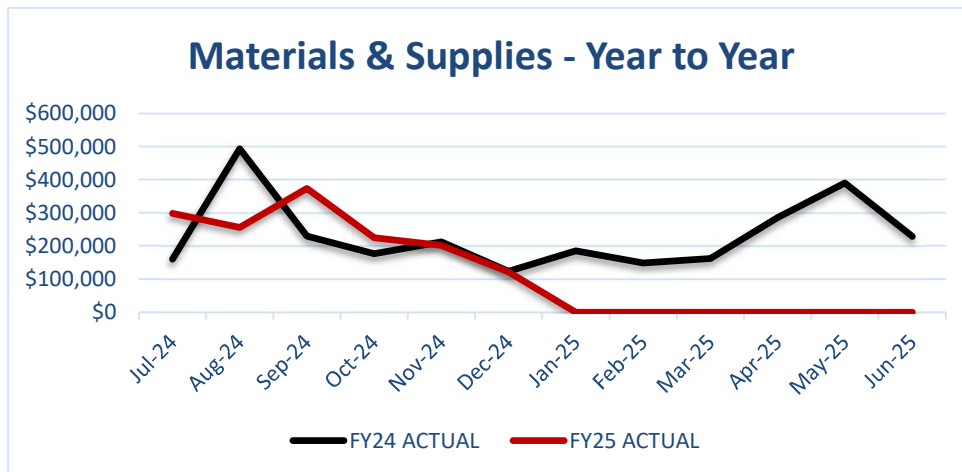
COMPARISON OF SUPPLIES & MATERIAL EXPENDITURES

December 31, 2024

		<u>Monthly</u>		<u>Fiscal Year 2025 Year-to-Date</u>
Actual Material Expenditures		\$120,667		\$1,473,423
Estimated Material Expenditures		\$265,570		\$1,593,420
Variance From Estimate	UNDER	(\$144,903)	UNDER	(\$119,997)
Variance From Estimate	UNDER	-54.56%	UNDER	-7.53%
Actual Prior Year		\$122,944		\$1,392,977
Total Fiscal Year 2025 Estimate				\$3,186,844
Percent Of Total Estimate Spent				46.23%
Percent Of Budget Year Completed			6 month(s)	50.00%

DESCRIPTION: This category consists of office supplies and instructional supplies.

COMMENTS: FYTD expenditures are trending in line with the forecast.



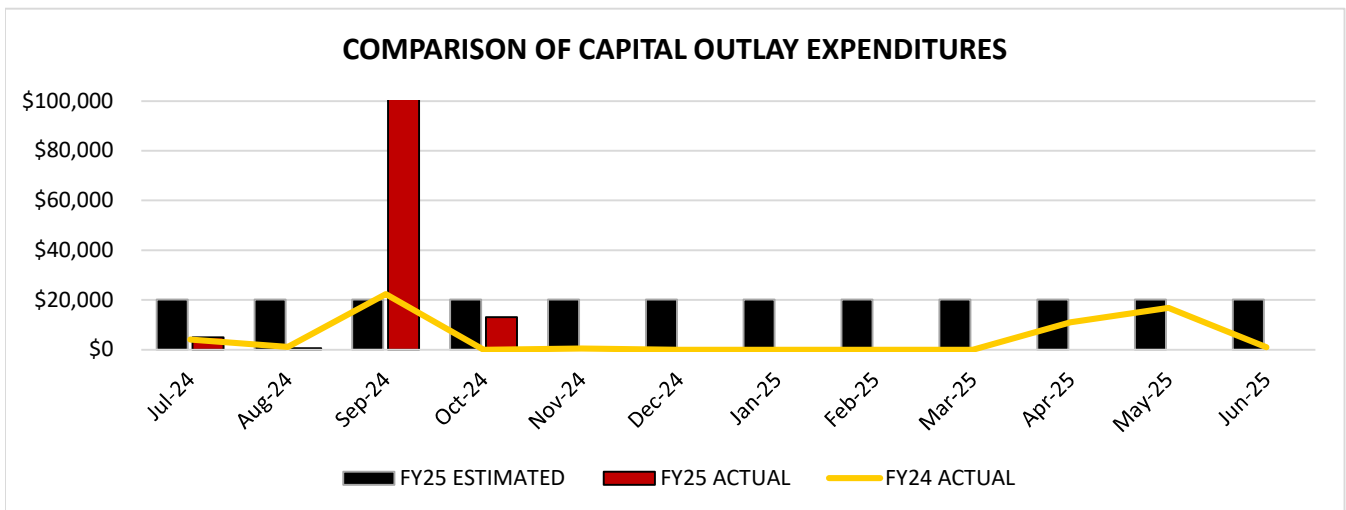
COMPARISON OF EQUIPMENT & CAPITAL EXPENDITURES

December 31, 2024

		<u>Monthly</u>		<u>Fiscal Year 2025 Year-to-Date</u>
Actual Equipment Expenditures		\$0		\$147,092
Estimated Equipment Expenditures		\$20,053		\$120,318
Variance From Estimate	UNDER	(\$20,053)	OVER	\$26,774
Variance From Estimate	UNDER	-100.00%	OVER	22.25%
Actual Prior Year		\$0		\$27,885
Total Fiscal Year 2025 Estimate				\$240,640
Percent Of Total Estimate Spent				61.13%
Percent Of Budget Year Completed		6 month(s)		50.00%

DESCRIPTION: This category consists of new and replacement equipment, and capital outlay.

COMMENTS: FYTD expenditures are trending higher than the forecast. Capital expenditures are dependent upon need, so costs tend to be inconsistent throughout the year.



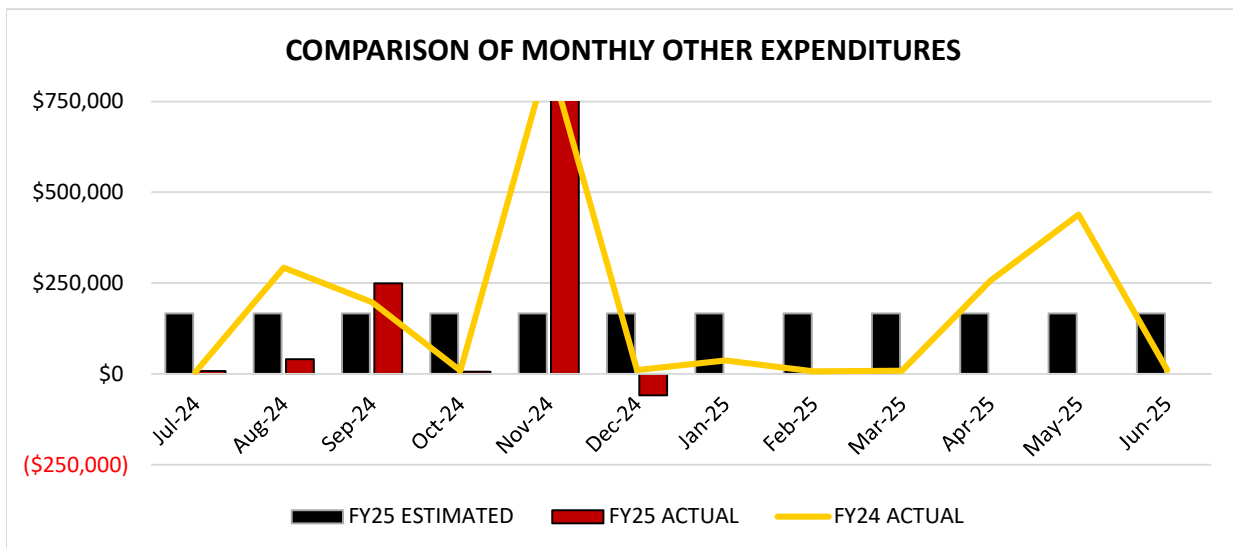
COMPARISON OF ALL OTHER EXPENDITURES

December 31, 2024

		<u>Monthly</u>		<u>Fiscal Year 2025 Year-to-Date</u>
Actual Other Expenditures		(\$59,197)		\$1,101,505
Estimated Other Expenditures		\$166,273		\$997,638
Variance From Estimate	UNDER	(\$225,470)	OVER	\$103,867
Variance From Estimate	UNDER	-135.60%	OVER	10.41%
Actual Prior Year		\$10,723		\$1,390,331
Total Fiscal Year 2025 Estimate				\$1,995,280
Percent Of Total Estimate Spent				55.21%
Percent Of Budget Year Completed		6 month(s)		50.00%

DESCRIPTION: This category consists of advances, transfers, contingencies, auditor/treasurer fees, county board deductions, etc.

COMMENTS: FYTD expenditures are trending more than the forecast. This expenditure group is volatile and occurs randomly throughout the year.



SECTION II

Fiscal Policy



LEBANON CITY SCHOOL DISTRICT



Fiscal Policy

1. Structurally Balanced Budget

The annual Operating Budget will be structurally balanced throughout the budget process. Recurring revenues will equal or exceed recurring expenditures in both the proposed and adopted Operating Budgets. If a structural imbalance occurs, a plan will be developed by the Superintendent and Treasurer to bring the budget back into structural balance.

2. Report on How the Budget Is Balanced

The District Superintendent and Treasurer shall report to the Board on how the budget is balanced with a concise narrative, and if the budget is not in balance, the Superintendent and Treasurer will clearly delineate why and present a plan of options for corrective action within 90 days of the initial report.

3. General Fund Balance

The District shall maintain a General Fund Balance as follows:

- An unencumbered operating reserve equivalent to 10% (36.5 days of operating cash) or more of the General Fund's annual expenditure budget at fiscal year-end.
- The District will also only expend up to 100% of the District's annual available resources minus the prior year's reserve without board approval until an unencumbered operating reserve of 20% is met.

4. Use of One-Time Resources

Once the General Fund budget is brought into structural balance, one-time resources such as proceeds from asset sales, debt refinancing, one-time grants, revenue windfalls, budget savings, and similar non-recurring revenues shall not be used for current or new operating expenses. Appropriate uses of one-time resources include establishing and rebuilding emergency and operating reserves, early retirement of debt, capital expenditures and other non-recurring expenditures.

5. Accounting and Financial Reporting

The District will conform to generally accepted accounting principles as promulgated by Government Account Standards Board (GASB) and the Government Finance Officers Association (GFOA). Reporting will include the following:

- Interim Financial Reports: The Treasurer will prepare monthly financial reports for the Board of Education that analyze and evaluate the District's financial performance based upon the District's spending plan which is a month by month breakdown of anticipated revenues and expenditures for the entire fiscal year.
- Red Flag Exceptions: The Treasurer shall advise the Board of Education of significant negative or positive financial information as soon as he or she becomes aware of it and assesses the impact of the financial information on the District's financial situation.

6. Grants

District Staff will identify, apply for and effectively administer federal, state, local and other grants, which address the District's priorities and policy objectives and provide a positive cost benefit to the District, as determined by the Superintendent or his/her designee.

7. Financial Planning

The District shall develop a long-range financial plan that forecasts General Fund expenditures and revenues, which will include three years of history and five years of projections. The long-range financial plan will be updated and filed with the State of Ohio before every May 31st and October 31st. As part of the budget process, the Treasurer will advise the Board of potential long-range positive and negative trends along with an executive summary of those trends. The long-range financial plan should include an analysis of such factors as:

- State Revenue and Expenditure Impacts
- Legislative Issues Passed and Pending
- Real Estate Development - Commercial and Residential
- Demographic Changes Effecting Student Population
- And Other Indicators Affecting Funding and Expenditures

8. General Obligation Debt Limits

In keeping with the policy of fiscal responsibility, the District will stay within the General Assemblies debt limitations of nine percent of its tax valuation, except where allowed by law.

9. Policy Annual Review

Each fiscal year, the District's Community Audit Advisory Committee (CAAC) will review/revise this policy and make recommendations to the Board of Education for adoption.

SECTION III

Cash Summary Report (all funds)
Disbursement Summary Report
Lebanon CSD Bank Reconciliation Report
Lebanon CSD Payroll Reconciliation Report
Lebanon CSD Investment Report
Lebanon CSD Interest Earnings Report



LEBANON CITY SCHOOL DISTRICT

Cash Summary Report

Full Account Code	Description	Initial Cash	MTD Received	FYTD Received	MTD Expended	FYTD Expended	Fund Balance	Encumbrance	Unencumbered Balance
001-0000	General Fund	\$ 23,839,589.55	\$ 1,929,544.21	\$ 33,658,650.60	\$ 5,593,126.68	\$ 34,921,745.47	\$ 22,576,494.68	\$ 4,824,421.61	\$ 17,752,073.07
002-0000	Bond Retirement Fund	9,766,977.68	16,319.32	2,503,804.05	0.00	3,893,951.05	8,376,830.68	463,800.00	7,913,030.68
003-9008	Lebanon Athletic Facilities Improvements	1,914,344.10	1,472.33	19,222.10	12,580.00	1,786,902.76	146,663.44	1,500.00	145,163.44
003-9099	Capital Projects Fund	2,742,281.79	3,297.18	778,971.97	10,469.44	2,076,779.04	1,444,474.72	377,638.50	1,066,836.22
004-9000	Building Fund	46,114.94	83.92	802.54	0.00	0.00	46,917.48	0.00	46,917.48
004-9001	Energy Conservation Fund	9,994.32	0.00	0.00	0.00	0.00	9,994.32	0.00	9,994.32
004-9002	2013 Building Fund LFI	324,393.01	0.00	0.00	0.00	0.00	324,393.01	0.00	324,393.01
004-9003	Building Fund/LFI Interest	(5,697.71)	581.27	5,583.03	0.00	0.00	(114.68)	0.00	(114.68)
006-0000	Cafeteria Fund	911,949.60	292,078.86	884,557.44	152,732.85	1,211,063.18	585,443.86	368,500.74	216,943.12
007-9002	Coca-Cola Scholarship Fund	0.00	0.00	1,200.00	0.00	0.00	1,200.00	0.00	1,200.00
007-9003	Lebanon CSD Administration Scholarship Fund	1,553.73	6.45	69.11	0.00	0.00	1,622.84	0.00	1,622.84
007-9006	Dennis Barr Jeffery Memorial Scholarship Fund	122.31	0.50	3.19	0.00	0.00	125.50	0.00	125.50
007-9007	Audrey Aileen Kite Scholarship Fund	138,365.12	563.86	3,591.65	0.00	0.00	141,956.77	0.00	141,956.77
007-9009	Jarod Bennett Memorial Fund	607.20	2.47	15.76	0.00	0.00	622.96	0.00	622.96
007-9013	Donald L. Palmer Scholarship Fund	8,402.56	34.24	218.11	0.00	0.00	8,620.67	0.00	8,620.67
007-9016	Unclaimed Monies Fund	6,664.24	0.00	31,750.94	0.00	0.00	38,415.18	0.00	38,415.18
007-9017	Diversity and Achievement Scholarship	548.28	2.23	14.24	0.00	0.00	562.52	0.00	562.52
007-9019	Gloria Taylor Memorial Scholarship	12,009.75	48.94	311.75	0.00	0.00	12,321.50	0.00	12,321.50
007-9020	Misc. Scholarships	1,000.00	0.00	0.00	0.00	0.00	1,000.00	0.00	1,000.00
007-9021	LCS Board Scholarship Fund	0.00	301.20	301.20	0.00	0.00	301.20	0.00	301.20
007-9100	Molly McCool Memorial Scholarship Fund	242.07	0.99	6.28	0.00	0.00	248.35	0.00	248.35
007-9101	Rosalee Satchell/Domino's Pizza Scholar. Fund	7,411.46	30.20	192.39	0.00	0.00	7,603.85	0.00	7,603.85
008-0000	Louisa Jurey Wright Scholarship Fund	15,790.94	64.28	411.91	0.00	0.00	16,202.85	0.00	16,202.85
008-9001	Michael Rourke Scholarship Fund	3,642.34	14.83	95.01	0.00	0.00	3,737.35	0.00	3,737.35
008-9002	Friends of Academics Scholarship Fund	103,839.85	422.68	2,708.63	0.00	0.00	106,548.48	0.00	106,548.48
008-9004	Ron LeFeber Memorial Scholarship Fund	6,288.65	276.80	466.11	0.00	0.00	6,754.76	0.00	6,754.76
009-9004	LJHS USS Fund	28,802.79	877.85	36,165.06	(281.94)	31,241.22	33,726.63	1,784.61	31,942.02
009-9005	LHS USS Fund	230,998.12	6,307.98	151,621.86	8,396.56	150,448.18	232,171.80	104,141.08	128,030.72
009-9006	Bowman USS Fund	4,714.45	556.00	36,778.75	432.54	36,784.88	4,708.32	247.00	4,461.32
009-9007	Berry USS Fund	2,233.10	425.00	18,041.75	1,656.38	24,494.01	(4,219.16)	2,318.46	(6,537.62)
009-9008	Donovan USS Fund	11,890.78	375.50	25,717.51	183.20	11,322.96	26,285.33	1,537.29	24,748.04
009-9009	Art USS Fund	3.57	567.50	19,453.20	4,028.44	7,117.14	12,339.63	371.30	11,968.33

As Of Period: 12/31/2024

LEBANON CITY SCHOOL DISTRICT

Cash Summary Report

Full Account Code	Description	Initial Cash	MTD Received	FYTD Received	MTD Expended	FYTD Expended	Fund Balance	Encumbrance	Unencumbered Balance
009-9010	Math Grades 6-8 USS	\$ 372.55	\$ 103.00	\$ 2,967.75	\$ 0.00	\$ 0.00	\$ 3,340.30	\$ 0.00	\$ 3,340.30
009-9011	Virtual Learning Supplies	7,543.10	0.00	0.00	0.00	0.00	7,543.10	0.00	7,543.10
010-9000	Classroom Facilities Project State Share	(478,279.29)	0.00	799,320.00	0.00	377,092.33	(56,051.62)	290,052.93	(346,104.55)
010-9001	Classroom Facilities Project Local Share	(88,314.34)	0.00	377,092.33	0.00	0.00	288,777.99	160,691.25	128,086.74
010-9900	Classroom Facilities State Share/Interest	333,229.87	0.00	23.78	0.00	0.00	333,253.65	0.00	333,253.65
010-9901	Classroom Facilities Local Share/Interest	1,772,051.30	517.45	2,501.12	0.00	0.00	1,774,552.42	0.00	1,774,552.42
018-9000	LJHS Neediest Kids of All	515.46	0.00	0.00	0.00	0.00	515.46	400.00	115.46
018-9001	Bowman Neediest Kids of All	2.38	0.00	2,000.00	0.00	500.38	1,502.00	500.00	1,002.00
018-9002	LJHS Morning Market	6,607.20	139.00	694.00	84.21	317.53	6,983.67	747.12	6,236.55
018-9003	Donovan Neediest Kids of All	829.98	0.00	1,500.00	575.61	575.61	1,754.37	424.39	1,329.98
018-9005	Berry Neediest Kids of All	181.97	0.00	1,000.00	177.92	441.95	740.02	58.05	681.97
018-9007	LJHS Teachers' Lounge	1,406.87	0.00	61.68	40.62	249.91	1,218.64	159.38	1,059.26
018-9009	LHS Media Center Fund	932.90	37.00	138.00	0.00	0.00	1,070.90	0.00	1,070.90
018-9010	Transportation Dept's Lounge	432.81	0.00	76.99	0.00	0.00	509.80	0.00	509.80
018-9011	Donovan Media Center	8,582.83	7.00	243.55	0.00	223.09	8,603.29	31.76	8,571.53
018-9013	Bowman Media Center	11,832.08	87.50	348.50	0.00	0.00	12,180.58	0.00	12,180.58
018-9015	LJHS Building Fund	13,019.12	1,810.07	3,580.01	863.75	2,126.23	14,472.90	629.25	13,843.65
018-9016	Camp Joy (Berry)	11,488.75	0.00	0.00	0.00	11,488.75	0.00	0.00	0.00
018-9019	Donovan Building Fund	586.14	0.00	3,765.03	1,031.71	10,115.82	(5,764.65)	2,265.08	(8,029.73)
018-9021	Bowman Building Fund - Student	29,520.35	350.00	2,155.60	645.52	15,730.48	15,945.47	1,579.54	14,365.93
018-9023	Berry Building Fund	4,935.41	165.00	12,833.12	0.00	5,424.07	12,344.46	2,158.60	10,185.86
018-9024	LHS Building Fund	11,365.00	3,692.88	10,142.97	918.35	9,938.03	11,569.94	4,488.81	7,081.13
018-9025	LHS Bridges	2,084.11	0.00	2,315.00	905.92	1,117.24	3,281.87	0.00	3,281.87
018-9027	LJHS Media Center	265.55	0.00	150.00	0.00	0.00	415.55	0.00	415.55
018-9028	Berry Media Center	4,198.32	0.00	65.67	0.00	0.00	4,263.99	1,089.70	3,174.29
018-9029	Ticket Sales Fund	6.48	0.00	0.00	0.00	0.00	6.48	0.00	6.48
018-9031	LJHS - Washington DC Trip	2,830.27	2,245.00	5,405.00	0.00	0.00	8,235.27	0.00	8,235.27
018-9032	LJHS - Harmon Civic Trust Red Ticket Program	891.37	0.00	2,000.00	99.95	459.35	2,432.02	565.65	1,866.37
018-9033	Bowman Book Program Fund	4,050.66	0.00	0.00	0.00	0.00	4,050.66	0.00	4,050.66
018-9034	Warrior Assistance Fund	1,750.00	0.00	0.00	0.00	0.00	1,750.00	0.00	1,750.00
018-9035	Technology Repair Fund	10,220.80	206.10	2,961.10	0.00	1,885.00	11,296.90	0.00	11,296.90
019-9002	Making Middle Schools Work Grant	315.00	0.00	0.00	0.00	0.00	315.00	0.00	315.00
019-9003	Greater Cincy Foundation Grant Learning Links	5.06	0.00	0.00	0.00	5.06	0.00	0.00	0.00
019-9005	Greater Cincy Foundation Grant Learning Links	12.18	0.00	0.00	0.00	12.18	0.00	0.00	0.00
019-9006	Warren County Board of Dev	0.00	25,000.00	50,000.00	0.00	10,721.46	39,278.54	0.00	39,278.54

As Of Period: 12/31/2024

LEBANON CITY SCHOOL DISTRICT

Cash Summary Report

Full Account Code	Description	Initial Cash	MTD Received	FYTD Received	MTD Expended	FYTD Expended	Fund Balance	Encumbrance	Unencumbered Balance
019-9008	Disabilites Grant Donovan Economics Program Fund	\$ 107.24	\$ 0.00	\$ 0.00	\$ 0.00	\$ 107.24	\$ 0.00	\$ 0.00	\$ 0.00
019-9013	Marth Holden Jennings Grant - McAndrews	4,811.25	0.00	0.00	0.00	0.00	4,811.25	0.00	4,811.25
019-9014	Morning Movers Grant	73.33	0.00	2,500.00	1,477.29	2,356.49	216.84	143.51	73.33
019-9016	FUSE Grant - Donovan	4,400.00	0.00	0.00	0.00	0.00	4,400.00	0.00	4,400.00
019-9020	LEARNING LINKS GRANT - SENSORY BREAKS LHS	12.21	0.00	0.00	0.00	12.21	0.00	0.00	0.00
019-9022	Hope Squad, Suicide Prevention Grant	283.39	0.00	0.00	0.00	0.00	283.39	0.00	283.39
019-9027	High Schools That Work Mini Grant - LJHS	625.03	0.00	0.00	0.00	0.00	625.03	0.00	625.03
019-9028	Learning Links Grant - Career Tech	1,296.00	0.00	0.00	0.00	0.00	1,296.00	0.00	1,296.00
019-9029	High Schools That Work Mini Grant - LHS	1,000.00	0.00	0.00	0.00	0.00	1,000.00	0.00	1,000.00
022-9000	Volleyball Tournament Fund	3,992.00	0.00	2,375.00	158.00	158.00	6,209.00	0.00	6,209.00
022-9001	Boys Soccer Tournament Fund	277.00	0.00	0.00	0.00	277.00	0.00	0.00	0.00
022-9002	Girls Soccer Tournament Fund	0.00	0.00	0.00	130.00	130.00	(130.00)	0.00	(130.00)
022-9004	Wrestling Tournament Fund	1,687.00	0.00	0.00	0.00	1,687.00	0.00	0.00	0.00
022-9006	Softball Tournament Fund	559.00	0.00	0.00	0.00	0.00	559.00	0.00	559.00
022-9007	Football Tournament Fund	3,280.00	0.00	7,538.00	0.00	3,280.00	7,538.00	0.00	7,538.00
022-9010	Boys Lacrosse Tournament Fund	517.00	0.00	0.00	0.00	517.00	0.00	0.00	0.00
034-0000	Classroom Facilities Maintenance .5 Mill	995,270.32	1,121.38	245,951.92	19,969.40	629,858.06	611,364.18	75,109.00	536,255.18
200-9000	Junior Council on World Affairs	1,339.06	0.00	0.00	0.00	0.00	1,339.06	0.00	1,339.06
200-9001	LHS Art & Portfolio Club	164.94	0.00	0.00	0.00	0.00	164.94	0.00	164.94
200-9003	LHS Drama Club	12,474.38	0.00	0.00	0.00	0.00	12,474.38	6,200.00	6,274.38
200-9004	LHS French Club	362.22	0.00	0.00	0.00	0.00	362.22	0.00	362.22
200-9005	LHS Spanish Club	748.08	0.00	0.00	0.00	0.00	748.08	0.00	748.08
200-9006	LHS FCCLA	6,107.33	0.00	0.00	282.57	552.57	5,554.76	2,217.43	3,337.33
200-9007	LHS FBLA	3,639.40	9,670.00	15,975.00	0.00	5,310.00	14,304.40	0.00	14,304.40
200-9008	LHS National Honor Society	4,236.49	290.00	1,295.00	60.00	831.35	4,700.14	705.14	3,995.00
200-9011	LHS Recording Club	646.89	0.00	0.00	0.00	0.00	646.89	0.00	646.89
200-9012	AFJROTC	6,215.06	0.00	1,050.00	(12.00)	3,631.26	3,633.80	856.94	2,776.86
200-9013	LJHS Student Council	8,833.40	0.00	0.00	0.00	0.00	8,833.40	250.00	8,583.40
200-9016	LHS Student Council	40,671.67	0.00	33,754.39	1,047.40	30,301.36	44,124.70	1,179.56	42,945.14
200-9017	LJHS Warrior Pride Yearbook	15,397.71	0.00	2,477.11	0.00	42.84	17,831.98	157.16	17,674.82
200-9025	Key Club	1,859.26	0.00	495.00	416.00	416.00	1,938.26	0.00	1,938.26
200-9027	LHS Outdoor Adventure Club	1,900.62	0.00	0.00	0.00	0.00	1,900.62	0.00	1,900.62
200-9029	LHS Yearbook	38,711.12	450.00	14,800.00	0.00	13,652.56	39,858.56	2,331.68	37,526.88
200-9030	LJHS Spear Club	1,486.77	0.00	0.00	0.00	0.00	1,486.77	300.00	1,186.77

LEBANON CITY SCHOOL DISTRICT

Cash Summary Report

Full Account Code	Description	Initial Cash	MTD Received	FYTD Received	MTD Expended	FYTD Expended	Fund Balance	Encumbrance	Unencumbered Balance
200-9032	LHS Ecology Club	\$ 393.22	\$ 0.00	\$ 0.00	\$ 0.00	\$ 0.00	\$ 393.22	\$ 0.00	\$ 393.22
200-9035	LJHS Drama Club	31,380.62	0.00	6,161.12	5,099.52	9,607.00	27,934.74	1,060.24	26,874.50
200-9037	LJHS Renaissance Academic Success	0.00	0.00	0.00	0.00	426.50	(426.50)	296.34	(722.84)
200-9038	LHS Intramurals	210.27	0.00	0.00	0.00	0.00	210.27	0.00	210.27
200-9040	Daylight Prom	2,596.77	0.00	0.00	0.00	0.00	2,596.77	0.00	2,596.77
200-9045	LJHS Science Club	536.85	0.00	0.00	0.00	0.00	536.85	0.00	536.85
200-9046	LHS Gender Sexuality Alliance (GSA)	887.10	0.00	0.00	0.00	0.00	887.10	0.00	887.10
200-9047	LJHS Builders' Club	22.50	0.00	0.00	0.00	0.00	22.50	0.00	22.50
200-9050	LJHS Pop Culture Club	247.86	0.00	0.00	0.00	0.00	247.86	0.00	247.86
200-9051	LHS Beverage Cart	414.04	0.00	0.00	0.00	0.00	414.04	600.00	(185.96)
200-9054	LHS Hope Squad	1,102.20	0.00	0.00	0.00	145.20	957.00	50.00	907.00
200-9055	LJHS WarZone	568.30	0.00	0.00	0.00	0.00	568.30	0.00	568.30
200-9056	LHS Class of 2024	3,671.82	0.00	0.00	0.00	0.00	3,671.82	2,300.00	1,371.82
200-9057	LHS Class of 2025	5,270.59	0.00	270.00	0.00	541.26	4,999.33	157.64	4,841.69
200-9058	Berry Student Council	422.40	0.00	0.00	0.00	0.00	422.40	0.00	422.40
200-9059	LHS Class of 2026	1,463.66	0.00	2,779.00	0.00	373.50	3,869.16	0.00	3,869.16
200-9060	LHS Maroon Makers	60.00	0.00	0.00	0.00	0.00	60.00	0.00	60.00
200-9061	LHS Class of 2027	873.75	0.00	790.00	0.00	577.70	1,086.05	0.00	1,086.05
200-9062	LHS Class of 2028	0.00	0.00	1,325.00	0.00	900.00	425.00	0.00	425.00
200-9063	LHS Business Academy	0.00	1,114.23	1,914.23	421.14	689.75	1,224.48	108.25	1,116.23
300-9401	Varsity Winter Guard	3,995.22	8,060.00	9,586.00	2,053.18	5,308.18	8,273.04	1,996.82	6,276.22
300-9402	Junior Varsity Winter Guard	2,740.57	4,480.00	4,480.00	328.45	2,539.51	4,681.06	759.16	3,921.90
300-9404	LHS Drumline	5,100.34	4,952.50	4,952.50	0.00	6,030.50	4,022.34	2,719.56	1,302.78
300-9406	Orchestra	5,327.68	0.00	14,131.00	3,142.75	3,301.58	16,157.10	6,778.71	9,378.39
300-9500	LHS Athletic Department	19,094.32	13,866.98	240,811.79	13,666.11	221,253.02	38,653.09	88,407.61	(49,754.52)
300-9505	LHS Captain's Council	419.16	0.00	0.00	0.00	0.00	419.16	0.00	419.16
300-9506	Boys Club Volleyball	6,757.67	0.00	160.00	0.00	0.00	6,917.67	1,800.00	5,117.67
300-9513	Indoor Track & Field	1,731.00	1,620.00	1,740.00	1,000.00	2,000.00	1,471.00	0.00	1,471.00
300-9514	LJHS Athletic Department	12,496.04	3,679.00	24,162.97	3,352.70	30,829.03	5,829.98	5,168.00	661.98
300-9515	LJHS Athletic Concessions	855.08	0.00	0.00	0.00	855.08	0.00	0.00	0.00
300-9516	LHS Dance Team	842.01	0.00	0.00	0.00	899.70	(57.69)	0.00	(57.69)
300-9517	LHS Warrior Stack	8,595.67	0.00	0.00	0.00	1,017.60	7,578.07	0.00	7,578.07
300-9993	LHS Baseball Team - Historical Society	7,549.70	0.00	2,259.64	7,218.75	7,218.75	2,590.59	0.00	2,590.59
401-9024	St. Francis Auxiliary Services FY24	73,633.15	0.00	0.00	0.00	29,263.58	44,369.57	1,939.06	42,430.51
401-9025	St. Francis Auxiliary Services FY25	0.00	173.50	81,489.06	5,827.91	28,857.84	52,631.22	2,083.20	50,548.02
401-9124	Lebanon United Methodist Kindergarten FY24	9,075.84	0.00	0.00	0.00	3,327.68	5,748.16	497.09	5,251.07

LEBANON CITY SCHOOL DISTRICT

Cash Summary Report

Full Account Code	Description	Initial Cash	MTD Received	FYTD Received	MTD Expended	FYTD Expended	Fund Balance	Encumbrance	Unencumbered Balance
401-9125	Lebanon United Methodist Kinder FY25	\$ 0.00	\$ 17.91	\$ 4,695.17	\$ 69.60	\$ 432.55	\$ 4,262.62	\$ 84.55	\$ 4,178.07
401-9224	Lebanon Christian Auxiliary Services FY24	102,373.44	0.00	0.00	2,564.77	53,243.09	49,130.35	5,528.25	43,602.10
401-9225	Lebanon Christian Auxiliary Services FY25	0.00	179.15	224,774.59	36,878.54	173,745.45	51,029.14	2,006.46	49,022.68
451-9024	FY 24 Network Subsidy	9,705.24	0.00	0.00	0.00	9,700.00	5.24	0.00	5.24
451-9025	FY 25 Network Subsidy	0.00	0.00	5,000.00	0.00	8,833.00	(3,833.00)	0.00	(3,833.00)
467-9020	Student Wellness and Success Fund	93,976.81	0.00	0.00	6,261.11	56,188.36	37,788.45	0.00	37,788.45
499-9020	School Safety Grant	11,361.25	0.00	0.00	0.00	11,361.25	0.00	0.00	0.00
499-9025	School Safety Grant OH BWC FY 25	0.00	0.00	35,979.60	0.00	35,979.60	0.00	0.00	0.00
499-9124	Parent Mentor Grant FY 24	(15.42)	0.00	4,899.09	0.00	4,883.67	0.00	0.00	0.00
499-9125	Parent Mentor Grant FY 25	0.00	0.00	3,485.07	2,557.82	12,074.46	(8,589.39)	0.00	(8,589.39)
499-9224	Skills Trainer Project Grant FY24	(11,400.00)	0.00	11,400.00	0.00	0.00	0.00	0.00	0.00
499-9225	Skills Trainer Project Grant FY25	0.00	0.00	0.00	0.00	5,360.73	(5,360.73)	5,360.73	(10,721.46)
499-9424	OH Attorney General School Law Enfor Technology Grant FY24	30,000.00	0.00	0.00	0.00	0.00	30,000.00	0.00	30,000.00
499-9524	OH Attorney General School Safety Grant FY24	22,744.69	0.00	0.00	0.00	22,744.69	0.00	0.00	0.00
507-9123	ESSER ARP Grant Funds (COVID) - FY23	0.00	0.00	74,402.61	0.00	74,402.61	0.00	0.00	0.00
516-9024	IDEA, PART B FY 24	(79,346.53)	45,988.83	241,135.69	6,918.50	235,562.52	(73,773.36)	0.00	(73,773.36)
516-9025	IDEA, PART B FY 25	0.00	0.00	0.00	99,404.40	414,404.34	(414,404.34)	2,025.96	(416,430.30)
536-9025	Title I Supplemental School Impr - Stimulus A	0.00	0.00	0.00	0.00	0.00	0.00	95,500.00	(95,500.00)
551-9024	Title III, LEP FY 24	(360.38)	0.00	1,873.85	0.00	1,513.47	0.00	0.00	0.00
551-9025	Title III, LEP FY 25	0.00	0.00	0.00	832.65	8,916.70	(8,916.70)	3,000.00	(11,916.70)
572-9024	TITLE I FY 24	(98,207.01)	84,097.35	243,777.11	0.00	175,727.21	(30,157.11)	1.40	(30,158.51)
572-9025	TITLE I FY 25	0.00	19,977.38	41,688.95	85,544.27	284,616.56	(242,927.61)	4,657.98	(247,585.59)
572-9125	Expanding Opportunities Grant FY25	0.00	0.00	0.00	0.00	42,141.87	(42,141.87)	6.86	(42,148.73)
584-9024	Title IV-A Student Support & Acad. Enrich.	(24,000.00)	7,609.53	31,609.53	0.00	7,609.53	0.00	0.00	0.00
584-9025	Title IV-A Student Support & Acad. Enrich.	0.00	0.00	0.00	0.00	1,311.69	(1,311.69)	26,900.00	(28,211.69)
587-9024	IDEA, Early Childhood Education FY 24	(1,788.55)	0.00	1,788.55	0.00	0.00	0.00	0.00	0.00
587-9025	IDEA, Early Childhood Education FY 25	0.00	0.00	0.00	8,959.00	26,877.00	(26,877.00)	0.00	(26,877.00)
590-9024	TITLE II-A FY 24	0.00	0.00	20,097.21	0.00	20,097.21	0.00	0.00	0.00
590-9025	TITLE II-A FY 25	0.00	19,977.38	41,688.95	19,977.38	41,688.95	0.00	0.00	0.00
599-9023	School Safety Grant OFCC FY23	88,776.44	0.00	0.00	0.00	88,776.44	0.00	0.00	0.00
Grand Total		\$ \$ 2,515,941.71		\$ \$ 6,124,274.92		\$ \$ 6,963,346.39			\$

43,325,691.38

41,177,587.04

47,467,551.21 37,035,727.21

30,072,380.82

Start Date: 12/1/2024

End Date: 12/31/2024

LEBANON CITY SCHOOL DISTRICT

Disbursement Summary Report

Reference Number	Check Number	Type	Date	Name	Vendor #	Status	Reconcile Date	Void Date	Amount
51227	192777	ACCOUNTS_PAYA BLE	12/5/2024	BETHESDA HEALTHCARE INC.	20453	RECONCILED	12/31/2024		\$ 569.00
51248	192780	ACCOUNTS_PAYA BLE	12/5/2024	DUKE ENERGY PAYMENT PROCESSING	30760	RECONCILED	12/31/2024		18.66
51249	192796	ACCOUNTS_PAYA BLE	12/5/2024	YMCA CAMP CAMPBELL GARD	250095	RECONCILED	12/31/2024		5,880.00
51226	192824	ACCOUNTS_PAYA BLE	12/5/2024	WENDY PLANICKA	809932	RECONCILED	12/31/2024		31.00
51194	192820	ACCOUNTS_PAYA BLE	12/5/2024	THE LOCKER ROOM	809440	RECONCILED	12/31/2024		780.00
51237	192801	ACCOUNTS_PAYA BLE	12/5/2024	SAFETY-KLEEN SYSTEMS INC.	804198	RECONCILED	12/31/2024		398.05
51228	192792	ACCOUNTS_PAYA BLE	12/5/2024	SHIFFLER EQUIPMENT SALES INC	190916	RECONCILED	12/31/2024		88.49
51197	192783	ACCOUNTS_PAYA BLE	12/5/2024	HOME DEPOT CREDIT SERVICES	80907	RECONCILED	12/31/2024		222.86
51244	192830	ACCOUNTS_PAYA BLE	12/5/2024	SHRADER TIRE & OIL INC	810558	RECONCILED	12/31/2024		1,839.87
51233	192781	ACCOUNTS_PAYA BLE	12/5/2024	DELL MARKETING L.P.	40323	RECONCILED	12/31/2024		159.28
51241	192836	ACCOUNTS_PAYA BLE	12/5/2024	STEVE WEISS MUSIC INC	810722	RECONCILED	12/31/2024		1,413.16
51221	192826	ACCOUNTS_PAYA BLE	12/5/2024	ARA G BEAL LLC	810011	RECONCILED	12/31/2024		800.00
51191	192832	ACCOUNTS_PAYA BLE	12/5/2024	VALLEY JANITOR SUPPLY	810633	RECONCILED	12/31/2024		1,758.20
51215	192784	ACCOUNTS_PAYA BLE	12/5/2024	KROGER CO.	110545	RECONCILED	12/31/2024		1,066.85
51203	192831	ACCOUNTS_PAYA BLE	12/5/2024	ALTA FIBER	810592	RECONCILED	12/31/2024		1,901.72
51239	192822	ACCOUNTS_PAYA BLE	12/5/2024	WORLD FUEL SERVICES INC.	809664	RECONCILED	12/31/2024		1,296.13
51201	192811	ACCOUNTS_PAYA BLE	12/5/2024	SUNRISE COOPERATIVE INC.	807482	RECONCILED	12/31/2024		274.14
51214	192813	ACCOUNTS_PAYA BLE	12/5/2024	COUSINS CONCERT ATTIRE	807838	RECONCILED	12/31/2024		82.00
51231	192818	ACCOUNTS_PAYA BLE	12/5/2024	LITERACY RESOURCES LLC	808891	RECONCILED	12/31/2024		660.00
51236	192804	ACCOUNTS_PAYA BLE	12/5/2024	LINEHAUL HEAVY DUTY LLC	805272	RECONCILED	12/31/2024		1,743.17
51200	192808	ACCOUNTS_PAYA BLE	12/5/2024	KEY CLUB INTERNATIONAL	807153	RECONCILED	12/31/2024		416.00
51222	192806	ACCOUNTS_PAYA	12/5/2024	RELIABLE	806841	RECONCILED	12/31/2024		1,351.00

Start Date: 12/1/2024

End Date: 12/31/2024

LEBANON CITY SCHOOL DISTRICT

Disbursement Summary Report

Reference Number	Check Number	Type	Date	Name	Vendor #	Status	Reconcile Date	Void Date	Amount
		BLE		ELECTRIC					
51216	192802	ACCOUNTS_PAYA	12/5/2024	ELLIS, TIMOTHY	804272	RECONCILED	12/31/2024		\$ 540.02
		BLE							
51235	192798	ACCOUNTS_PAYA	12/5/2024	AIRGAS USA LLC	804036	RECONCILED	12/31/2024		298.50
		BLE							
51188	192817	ACCOUNTS_PAYA	12/5/2024	AMAZON CAPITAL SERVICES	808695	RECONCILED	12/31/2024		4,320.21
		BLE							
51210	192812	ACCOUNTS_PAYA	12/5/2024	BEST DRIVE LLC	807700	RECONCILED	12/31/2024		5,945.00
		BLE							
51217	192786	ACCOUNTS_PAYA	12/5/2024	MINUTEMAN PRESS	131320	RECONCILED	12/31/2024		6,727.64
		BLE							
51223	192809	ACCOUNTS_PAYA	12/5/2024	HTG	807157	RECONCILED	12/31/2024		882.34
		BLE							
51234	192827	ACCOUNTS_PAYA	12/5/2024	BRICKER GRAYDON LLP	810148	RECONCILED	12/31/2024		2,503.50
		BLE							
51246	192800	ACCOUNTS_PAYA	12/5/2024	EDUCATIONAL SERVICE CENTER	804135	RECONCILED	12/31/2024		375.00
		BLE							
51242	192803	ACCOUNTS_PAYA	12/5/2024	LOOSE IN THE LAB, INC.	804446	RECONCILED	12/31/2024		312.33
		BLE							
51232	192782	ACCOUNTS_PAYA	12/5/2024	GOVERNMENT FINANCE OFFICERS	70480	RECONCILED	12/31/2024		500.00
		BLE							
51229	192807	ACCOUNTS_PAYA	12/5/2024	FIRST ADVANTAGE TAX	807093	RECONCILED	12/31/2024		240.00
		BLE							
51204	192793	ACCOUNTS_PAYA	12/5/2024	SPRINGBORO HIGH SCHOOL	191576	RECONCILED	12/31/2024		102.00
		BLE							
51202	192834	ACCOUNTS_PAYA	12/5/2024	EMILY WILLIAMS	810696	RECONCILED	12/31/2024		147.00
		BLE							
51198	192814	ACCOUNTS_PAYA	12/5/2024	KOENIG EQUIPMENT	808194	RECONCILED	12/31/2024		32.35
		BLE							
51195	192815	ACCOUNTS_PAYA	12/5/2024	OHIO CAT	808222	RECONCILED	12/31/2024		3,763.30
		BLE							
51199	192788	ACCOUNTS_PAYA	12/5/2024	TREASURER STATE OF OHIO	150201	RECONCILED	12/31/2024		1,296.75
		BLE							
51208	192833	ACCOUNTS_PAYA	12/5/2024	CHERYL ZOTTER	810683	RECONCILED	12/31/2024		261.14
		BLE							
51213	192821	ACCOUNTS_PAYA	12/5/2024	NEIGHBORHOOD BRIDGES	809623	RECONCILED	12/31/2024		115.00
		BLE							
51212	192779	ACCOUNTS_PAYA	12/5/2024	SWOCA	21110	RECONCILED	12/31/2024		27,524.94
		BLE							
51190	192787	ACCOUNTS_PAYA	12/5/2024	OHIO GFOA	150191	RECONCILED	12/31/2024		65.00
		BLE							
51240	192799	ACCOUNTS_PAYA	12/5/2024	COSTUME HOLIDAY HOUSE	804056	RECONCILED	12/31/2024		2,766.24
		BLE							
51193	192810	ACCOUNTS_PAYA	12/5/2024	HAUER MUSIC	807434	RECONCILED	12/31/2024		333.00
		BLE							

Start Date: 12/1/2024

End Date: 12/31/2024

LEBANON CITY SCHOOL DISTRICT

Disbursement Summary Report

Reference Number	Check Number	Type	Date	Name	Vendor #	Status	Reconcile Date	Void Date	Amount
51192	192805	ACCOUNTS_PAYA BLE	12/5/2024	INTERSTATE BILLING SERVICE INC	805667	RECONCILED	12/31/2024		\$ 18,274.56
51225	192823	ACCOUNTS_PAYA BLE	12/5/2024	PRODIGY BUILDING SOLUTIONS LLC	809773	RECONCILED	12/31/2024		19,969.40
51245	192785	ACCOUNTS_PAYA BLE	12/5/2024	KOI AUTO PARTS	120430	RECONCILED	12/31/2024		31.99
51238	192790	ACCOUNTS_PAYA BLE	12/5/2024	POWER OF THE PEN	160560	RECONCILED	12/31/2024		450.00
51219	192778	ACCOUNTS_PAYA BLE	12/5/2024	BSN SPORTS , LLC	20920	RECONCILED	12/31/2024		808.23
51206	192819	ACCOUNTS_PAYA BLE	12/5/2024	EVERYDAY SPEECH LLC	809390	RECONCILED	12/31/2024		600.00
51230	192825	ACCOUNTS_PAYA BLE	12/5/2024	OHIO SCHOLAR TRANSPORT	809952	RECONCILED	12/31/2024		24,157.00
51207	192789	ACCOUNTS_PAYA BLE	12/5/2024	PHILLIPS SUPPLY CO.	160320	RECONCILED	12/31/2024		5,332.57
51170	192837	REFUND	12/5/2024	AMBER AYERS	810727	RECONCILED	12/31/2024		33.70
51209	192828	ACCOUNTS_PAYA BLE	12/5/2024	IGS VENTURES, INC	810167	RECONCILED	12/31/2024		3,957.36
51218	192816	ACCOUNTS_PAYA BLE	12/5/2024	O'REILLY AUTO PARTS	808521	RECONCILED	12/31/2024		778.46
51247	192791	ACCOUNTS_PAYA BLE	12/5/2024	SCHOOL NURSE SUPPLY INC.	190415	RECONCILED	12/31/2024		1,252.27
51243	192829	ACCOUNTS_PAYA BLE	12/5/2024	QUIZIZZ INC	810297	RECONCILED	12/31/2024		862.50
51205	192835	ACCOUNTS_PAYA BLE	12/5/2024	CODEHS, INC	810712	RECONCILED	12/31/2024		1,181.00
51196	192795	ACCOUNTS_PAYA BLE	12/5/2024	CAPITAL ONE	220900	RECONCILED	12/31/2024		1,295.76
51211	192794	ACCOUNTS_PAYA BLE	12/5/2024	TROPHY AWARDS	200559	RECONCILED	12/31/2024		1,935.92
51224	192797	ACCOUNTS_PAYA BLE	12/5/2024	FRIEND, DORI	803563	RECONCILED	12/31/2024		390.00
51268	192868	ACCOUNTS_PAYA BLE	12/12/2024	W.R. HACKETT, INC.	804035	RECONCILED	12/31/2024		3,087.65
51288	192890	ACCOUNTS_PAYA BLE	12/12/2024	SWANK; HEIDI	809709	RECONCILED	12/31/2024		60.00
51282	192863	ACCOUNTS_PAYA BLE	12/12/2024	FRANZ; CLIFTON	802828	RECONCILED	12/31/2024		29.46
51309	192888	ACCOUNTS_PAYA BLE	12/12/2024	CROWE SHREDDING	809441	RECONCILED	12/31/2024		350.00
51306	192842	ACCOUNTS_PAYA BLE	12/12/2024	BUTLER; SCOTT	21137	RECONCILED	12/31/2024		256.86
51292	192867	ACCOUNTS_PAYA BLE	12/12/2024	TARR, LAUREN	803572	RECONCILED	12/31/2024		80.53

Start Date: 12/1/2024

End Date: 12/31/2024

LEBANON CITY SCHOOL DISTRICT

Disbursement Summary Report

Reference Number	Check Number	Type	Date	Name	Vendor #	Status	Reconcile Date	Void Date	Amount
51305	192876	ACCOUNTS_PAYA BLE	12/12/2024	MCHALE, ERYN	807451	RECONCILED	12/31/2024		\$ 28.13
51266	192881	ACCOUNTS_PAYA BLE	12/12/2024	HOLTKAMP; MAGGIE	808338	RECONCILED	12/31/2024		56.47
51285	192861	ACCOUNTS_PAYA BLE	12/12/2024	NEOLA; INC.	802173	RECONCILED	12/31/2024		1,375.00
51258	192871	ACCOUNTS_PAYA BLE	12/12/2024	BREWER, PAUL D.	805382	OUTSTANDING			46.25
51279	192853	ACCOUNTS_PAYA BLE	12/12/2024	SCHOLASTIC INC.	190290	RECONCILED	12/31/2024		64.00
51276	192880	ACCOUNTS_PAYA BLE	12/12/2024	JONES; SARAH	808232	RECONCILED	12/31/2024		150.00
51284	192889	ACCOUNTS_PAYA BLE	12/12/2024	FORMAL FASHIONS INC.	809627	OUTSTANDING			128.00
51262	192892	ACCOUNTS_PAYA BLE	12/12/2024	ATLANTIC FOODS CORP	810578	RECONCILED	12/31/2024		698.80
51272	192854	ACCOUNTS_PAYA BLE	12/12/2024	SPRINGBORO HIGH SCHOOL	191576	RECONCILED	12/31/2024		150.00
51255	192884	ACCOUNTS_PAYA BLE	12/12/2024	QBS LLC	808908	RECONCILED	12/31/2024		799.00
51300	192859	ACCOUNTS_PAYA BLE	12/12/2024	OSBA	610088	RECONCILED	12/31/2024		2,600.00
51253	192872	ACCOUNTS_PAYA BLE	12/12/2024	CHARD SNYDER & ASSOCIATES	806236	RECONCILED	12/31/2024		1,112.00
51286	192866	ACCOUNTS_PAYA BLE	12/12/2024	KLOSTERMAN BAKING COMPANY	803558	RECONCILED	12/31/2024		314.33
51278	192882	ACCOUNTS_PAYA BLE	12/12/2024	AMAZON CAPITAL SERVICES	808695	RECONCILED	12/31/2024		169.73
51263	192894	ACCOUNTS_PAYA BLE	12/12/2024	G & J PEPSI-COLA BOTTLING	810647	RECONCILED	12/31/2024		1,325.20
51316	192898	ACCOUNTS_PAYA BLE	12/12/2024	PRODIGY BUILDING SOLUTIONS LLC	809773	RECONCILED	12/31/2024		100,000.00
51259	192877	ACCOUNTS_PAYA BLE	12/12/2024	BUGHER, PATRICIA	807828	RECONCILED	12/31/2024		82.05
51283	192844	ACCOUNTS_PAYA BLE	12/12/2024	DALTON; BRIAN	40055	RECONCILED	12/31/2024		102.48
51302	192843	ACCOUNTS_PAYA BLE	12/12/2024	CHAMBERLIN; PAULA	30470	RECONCILED	12/31/2024		21.75
51273	192847	ACCOUNTS_PAYA BLE	12/12/2024	KOCH SPORTING GOODS	110441	RECONCILED	12/31/2024		6,254.00
51298	192896	ACCOUNTS_PAYA BLE	12/12/2024	ERICA PONCHOT	810719	OUTSTANDING			60.00
51311	192897	ACCOUNTS_PAYA BLE	12/12/2024	KRISTOPHER MARSHALL	810738	RECONCILED	12/31/2024		120.00
51303	192870	ACCOUNTS_PAYA	12/12/2024	CORNELL	804844	RECONCILED	12/31/2024		496.82

Start Date: 12/1/2024

End Date: 12/31/2024

LEBANON CITY SCHOOL DISTRICT Disbursement Summary Report

Reference Number	Check Number	Type	Date	Name	Vendor #	Status	Reconcile Date	Void Date	Amount
51295	192874	BLE ACCOUNTS_PAYA	12/12/2024	STUDIO SUPPLY BOSDELL; EMILY	807346	RECONCILED	12/31/2024		\$ 21.33
51294	192865	BLE ACCOUNTS_PAYA	12/12/2024	ACAPULCO MEXICAN RESTAURANT	803100	RECONCILED	12/31/2024		312.50
51265	192860	BLE ACCOUNTS_PAYA	12/12/2024	PRO-ED INC.	801957	RECONCILED	12/31/2024		1,034.58
51307	192893	BLE ACCOUNTS_PAYA	12/12/2024	ELIZABETH DEUER	810638	RECONCILED	12/31/2024		15.04
51304	192869	BLE ACCOUNTS_PAYA	12/12/2024	STAPLES BUSINESS ADVANTAGE	804156	RECONCILED	12/31/2024		113.14
51261	192850	BLE ACCOUNTS_PAYA	12/12/2024	PHILLIPS SUPPLY CO.	160320	RECONCILED	12/31/2024		242.70
51297	192891	BLE ACCOUNTS_PAYA	12/12/2024	THE CHILDREN'S HOME OF CINCINNATI OHIO	809940	RECONCILED	12/31/2024		7,329.00
51257	192846	BLE ACCOUNTS_PAYA	12/12/2024	GORDON FOOD SERVICE	70449	RECONCILED	12/31/2024		3,299.35
51308	192883	BLE ACCOUNTS_PAYA	12/12/2024	SOUTHERN OHIO PIZZA INC	808724	RECONCILED	12/31/2024		594.00
51264	192845	BLE ACCOUNTS_PAYA	12/12/2024	U.S. BANK	50555	RECONCILED	12/31/2024		49.00
51270	192864	BLE ACCOUNTS_PAYA	12/12/2024	WHITSEL, KARRIE	803072	RECONCILED	12/31/2024		30.31
51267	192886	BLE ACCOUNTS_PAYA	12/12/2024	SPEAR IT SHOP LLC	809244	OUTSTANDING			110.00
51280	192849	BLE ACCOUNTS_PAYA	12/12/2024	MINUTEMAN PRESS	131320	RECONCILED	12/31/2024		333.28
51310	192848	BLE ACCOUNTS_PAYA	12/12/2024	KROGER CO.	110545	RECONCILED	12/31/2024		62.88
51260	192851	BLE ACCOUNTS_PAYA	12/12/2024	PRIEST; KATHLEEN	160659	RECONCILED	12/31/2024		66.62
51299	192857	BLE ACCOUNTS_PAYA	12/12/2024	SINCLAIR COMMUNITY COLLEGE	520791	RECONCILED	12/31/2024		5,324.94
51275	192879	BLE ACCOUNTS_PAYA	12/12/2024	HEALTHWORKS	808030	RECONCILED	12/31/2024		76.00
51296	192875	BLE ACCOUNTS_PAYA	12/12/2024	WOMACK, CARISSA	807394	RECONCILED	12/31/2024		7.88
51291	192885	BLE ACCOUNTS_PAYA	12/12/2024	Buchert; Jamie	808958	RECONCILED	12/31/2024		11.04
51271	192841	BLE ACCOUNTS_PAYA	12/12/2024	SWOCA	21110	RECONCILED	12/31/2024		141.86
51301	192878	BLE ACCOUNTS_PAYA	12/12/2024	A BOOK COMPANY, LLC	807922	RECONCILED	12/31/2024		191.09

Start Date: 12/1/2024

End Date: 12/31/2024

LEBANON CITY SCHOOL DISTRICT

Disbursement Summary Report

Reference Number	Check Number	Type	Date	Name	Vendor #	Status	Reconcile Date	Void Date	Amount
51290	192862	ACCOUNTS_PAYA BLE	12/12/2024	SCHNEIDER ELECTRIC	802356	RECONCILED	12/31/2024		\$ 24,714.00
51254	192856	ACCOUNTS_PAYA BLE	12/12/2024	WARREN COUNTY ESC	230196	RECONCILED	12/31/2024		200.00
51256	192895	ACCOUNTS_PAYA BLE	12/12/2024	EMILY WILLIAMS	810696	RECONCILED	12/31/2024		140.75
51287	192858	ACCOUNTS_PAYA BLE	12/12/2024	BUSKIRK; ROBYN	610032	RECONCILED	12/31/2024		16.28
51277	192887	ACCOUNTS_PAYA BLE	12/12/2024	ALCOR SUPPLY COMPANY	809425	RECONCILED	12/31/2024		513.50
51274	192852	ACCOUNTS_PAYA BLE	12/12/2024	RYDIN DECAL	180849	RECONCILED	12/31/2024		709.70
51269	192873	ACCOUNTS_PAYA BLE	12/12/2024	WOOD, CASEY	806931	RECONCILED	12/31/2024		5.20
51281	192855	ACCOUNTS_PAYA BLE	12/12/2024	TROPHY AWARDS	200559	RECONCILED	12/31/2024		125.00
51388	192902	ACCOUNTS_PAYA BLE	12/19/2024	KENWOOD DEALER GROUP	30530	RECONCILED	12/31/2024		141.19
51376	192948	ACCOUNTS_PAYA BLE	12/19/2024	BULK BOOKSTORE	808620	RECONCILED	12/31/2024		675.00
51331	192951	ACCOUNTS_PAYA BLE	12/19/2024	SOUTHWEST OHIO COUNCIL	808737	RECONCILED	12/31/2024		24,597.30
51339	192922	ACCOUNTS_PAYA BLE	12/19/2024	STERLING PAPER COMPANY	191837	OUTSTANDING			219.44
51330	192904	ACCOUNTS_PAYA BLE	12/19/2024	THE CITY OF LEBANON	30840	RECONCILED	12/31/2024		62,843.48
51340	192921	ACCOUNTS_PAYA BLE	12/19/2024	SMITH TRAILER & EQUIPMENT INC	191148	RECONCILED	12/31/2024		983.60
51354	192947	ACCOUNTS_PAYA BLE	12/19/2024	ERVIN EDUCATIONAL CONSULTING	808558	RECONCILED	12/31/2024		18,113.64
51364	192953	ACCOUNTS_PAYA BLE	12/19/2024	AFFORDABLE LANGUAGE SERVICES	809194	RECONCILED	12/31/2024		79.05
51362	192944	ACCOUNTS_PAYA BLE	12/19/2024	OHIO CAT	808222	RECONCILED	12/31/2024		710.44
51332	192937	ACCOUNTS_PAYA BLE	12/19/2024	HERSHEY CREAMERY COMPANY	804945	RECONCILED	12/31/2024		596.88
51360	192946	ACCOUNTS_PAYA BLE	12/19/2024	O'REILLY AUTO PARTS	808521	RECONCILED	12/31/2024		27.32
51358	192936	ACCOUNTS_PAYA BLE	12/19/2024	CRAWFORD; TONI	804878	OUTSTANDING			120.00
51345	192932	ACCOUNTS_PAYA BLE	12/19/2024	KLOSTERMAN BAKING COMPANY	803558	RECONCILED	12/31/2024		1,272.85
51325	192906	ACCOUNTS_PAYA	12/19/2024	FLINN	60300	RECONCILED	12/31/2024		413.01

Start Date: 12/1/2024

End Date: 12/31/2024

LEBANON CITY SCHOOL DISTRICT

Disbursement Summary Report

Reference Number	Check Number	Type	Date	Name	Vendor #	Status	Reconcile Date	Void Date	Amount
51371	192939	BLE ACCOUNTS_PAYA BLE	12/19/2024	SCIENTIFIC, INC. INTERSTATE BILLING SERVICE INC	805667	OUTSTANDING			\$ 51.51
51365	192905	BLE ACCOUNTS_PAYA BLE	12/19/2024	FAIRFIELD HIGH SCHOOL	60025	OUTSTANDING			250.00
51370	192958	BLE ACCOUNTS_PAYA BLE	12/19/2024	UPPER ARLINGTON SCHOOLS	809679	RECONCILED	12/31/2024		350.00
51382	192914	BLE ACCOUNTS_PAYA BLE	12/19/2024	LEBANON HIGH SCHOOL	120630	OUTSTANDING			74.18
51336	192938	BLE ACCOUNTS_PAYA BLE	12/19/2024	THE COLLEGE BOARD	805023	RECONCILED	12/31/2024		1,972.50
51384	192961	BLE ACCOUNTS_PAYA BLE	12/19/2024	AMERICAN FOUNDATION FOR SUICIDE PREVENTION	810374	OUTSTANDING			250.00
51366	192935	BLE ACCOUNTS_PAYA BLE	12/19/2024	GRAINGER	804685	RECONCILED	12/31/2024		34.50
51327	192949	BLE ACCOUNTS_PAYA BLE	12/19/2024	AMAZON CAPITAL SERVICES SCHOOL NUTRITION ASSOCIATION	808695	RECONCILED	12/31/2024		883.43
51383	192899	BLE ACCOUNTS_PAYA BLE	12/19/2024	CAPITAL ONE	11073	RECONCILED	12/31/2024		14.00
51355	192923	BLE ACCOUNTS_PAYA BLE	12/19/2024	SOUTHERN OHIO PIZZA INC	220900	RECONCILED	12/31/2024		345.65
51379	192950	BLE ACCOUNTS_PAYA BLE	12/19/2024	KENDALL/HUNT PUBLISHING CO.	808724	OUTSTANDING			648.00
51328	192911	BLE ACCOUNTS_PAYA BLE	12/19/2024	PHILLIPS SUPPLY CO.	110140	RECONCILED	12/31/2024		1,005.49
51329	192916	BLE ACCOUNTS_PAYA BLE	12/19/2024	BORGMAN ATHLETICS GROUP, LLC	160320	RECONCILED	12/31/2024		2,825.06
51373	192942	BLE ACCOUNTS_PAYA BLE	12/19/2024	Ace Hardware W.C.	807367	OUTSTANDING			375.00
51351	192929	BLE ACCOUNTS_PAYA BLE	12/19/2024	PREMIER COMMUNITY HEALTH	802545	OUTSTANDING			30.92
51393	192945	BLE ACCOUNTS_PAYA BLE	12/19/2024	SCHOOL HEALTH CORPORATION	808479	RECONCILED	12/31/2024		825.00
51348	192920	BLE ACCOUNTS_PAYA BLE	12/19/2024	SCHOLASTIC MAGAZINES	190388	RECONCILED	12/31/2024		268.82
51385	192919	BLE ACCOUNTS_PAYA BLE	12/19/2024	PLATTENBURG & ASSOCIATES INC.	190326	RECONCILED	12/31/2024		65.89
51335	192917	BLE ACCOUNTS_PAYA BLE	12/19/2024	BSN SPORTS ,	160449	RECONCILED	12/31/2024		4,800.00
51369	192901	ACCOUNTS_PAYA	12/19/2024		20920	RECONCILED	12/31/2024		948.52

Start Date: 12/1/2024

End Date: 12/31/2024

LEBANON CITY SCHOOL DISTRICT Disbursement Summary Report

Reference Number	Check Number	Type	Date	Name	Vendor #	Status	Reconcile Date	Void Date	Amount
51367	192959	BLE ACCOUNTS_PAYA BLE	12/19/2024	LLC PREMIER COMMUNITY HEALTH	809958	RECONCILED	12/31/2024		\$ 330.00
51387	192930	BLE ACCOUNTS_PAYA BLE	12/19/2024	SEAN WILSON	802566	OUTSTANDING			80.00
51374	192967	BLE ACCOUNTS_PAYA BLE	12/19/2024	CHERYL ZOTTER	810683	RECONCILED	12/31/2024		160.00
51368	192940	BLE ACCOUNTS_PAYA BLE	12/19/2024	VALLEY VIEW ATHLETIC DEPARTMENT	806240	OUTSTANDING			275.00
51333	192956	BLE ACCOUNTS_PAYA BLE	12/19/2024	S&S SCHOOL BUS SEATS AND PARTS	809582	OUTSTANDING			751.70
51359	192918	BLE ACCOUNTS_PAYA BLE	12/19/2024	SCHOLASTIC INC.	190290	RECONCILED	12/31/2024		609.75
51361	192915	BLE ACCOUNTS_PAYA BLE	12/19/2024	LOWE'S	121095	RECONCILED	12/31/2024		34.74
51389	192955	BLE ACCOUNTS_PAYA BLE	12/19/2024	Davidson; Jill	809517	OUTSTANDING			110.00
51375	192965	BLE ACCOUNTS_PAYA BLE	12/19/2024	PAM LAKE	810648	RECONCILED	12/31/2024		530.19
51341	192957	BLE ACCOUNTS_PAYA BLE	12/19/2024	SC STRATEGIC SOLUTIONS LLC	809656	OUTSTANDING			28,796.00
51334	192924	BLE ACCOUNTS_PAYA BLE	12/19/2024	WARREN COUNTY ESC	230196	RECONCILED	12/31/2024		477,589.29
51337	192913	BLE ACCOUNTS_PAYA BLE	12/19/2024	KOI AUTO PARTS	120430	OUTSTANDING			1,152.78
51363	192926	BLE ACCOUNTS_PAYA BLE	12/19/2024	WILSON; ROBERT	560286	RECONCILED	12/31/2024		80.00
51372	192925	BLE ACCOUNTS_PAYA BLE	12/19/2024	WILSON; BRYAN P	560285	OUTSTANDING			80.00
51349	192903	BLE ACCOUNTS_PAYA BLE	12/19/2024	CINTAS	30810	RECONCILED	12/31/2024		261.02
51344	192952	BLE ACCOUNTS_PAYA BLE	12/19/2024	REITER DAIRY	809091	RECONCILED	12/31/2024		3,556.35
51356	192927	BLE ACCOUNTS_PAYA BLE	12/19/2024	J.W. PEPPER & SON INC.	802092	RECONCILED	12/31/2024		7.95
51386	192966	BLE ACCOUNTS_PAYA BLE	12/19/2024	TREVOR BOTTLES	810668	RECONCILED	12/31/2024		100.00
51391	192963	BLE ACCOUNTS_PAYA BLE	12/19/2024	ATLANTIC FOODS CORP	810578	RECONCILED	12/31/2024		321.00
51392	192941	BLE ACCOUNTS_PAYA BLE	12/19/2024	FOLLETT HIGHER EDUCATION GROUP	807081	RECONCILED	12/31/2024		17.51
51350	192900	BLE ACCOUNTS_PAYA BLE	12/19/2024	BLICK ART MATERIALS	20520	RECONCILED	12/31/2024		4,028.44
51380	192962	ACCOUNTS_PAYA	12/19/2024	BULL'S EYE	810577	RECONCILED	12/31/2024		3,742.35

Start Date: 12/1/2024

End Date: 12/31/2024

LEBANON CITY SCHOOL DISTRICT

Disbursement Summary Report

Reference Number	Check Number	Type	Date	Name	Vendor #	Status	Reconcile Date	Void Date	Amount
		BLE		BRANDS, INC					
51343	192933	ACCOUNTS_PAYA	12/19/2024	W.R. HACKETT, INC.	804035	RECONCILED	12/31/2024		\$ 1,212.65
51353	192908	ACCOUNTS_PAYA	12/19/2024	GORDON FOOD SERVICE	70449	RECONCILED	12/31/2024		10,171.17
51324	192964	ACCOUNTS_PAYA	12/19/2024	RWORM CONSULTIN	810629	RECONCILED	12/31/2024		6,664.45
51357	192907	ACCOUNTS_PAYA	12/19/2024	GOPHER SPORT	70430	RECONCILED	12/31/2024		1,477.29
51346	192960	ACCOUNTS_PAYA	12/19/2024	RYAN'S ALL GLASS	810346	RECONCILED	12/31/2024		572.00
51377	192954	ACCOUNTS_PAYA	12/19/2024	ALCOR SUPPLY COMPANY	809425	RECONCILED	12/31/2024		743.55
51347	192934	ACCOUNTS_PAYA	12/19/2024	Lebanon's Christmas for Tots	804458	OUTSTANDING			145.00
51342	192943	ACCOUNTS_PAYA	12/19/2024	SUNRISE COOPERATIVE INC.	807482	RECONCILED	12/31/2024		230.55
51381	192909	ACCOUNTS_PAYA	12/19/2024	GRALER; MARK	70530	RECONCILED	12/31/2024		20.00
51326	192910	ACCOUNTS_PAYA	12/19/2024	HOME DEPOT CREDIT SERVICES	80907	OUTSTANDING			409.97
51378	192931	ACCOUNTS_PAYA	12/19/2024	4IMPRINT, INC.	803345	RECONCILED	12/31/2024		1,160.90
51338	192928	ACCOUNTS_PAYA	12/19/2024	OHSAA	802132	OUTSTANDING			288.00
51390	192912	ACCOUNTS_PAYA	12/19/2024	KROGER CO.	110545	RECONCILED	12/31/2024		95.83
51352	192968	ACCOUNTS_PAYA	12/19/2024	DO IT RIGHT EXCAVATING	810710	RECONCILED	12/31/2024		12,580.00
51446	192996	ACCOUNTS_PAYA	12/27/2024	STAPLES BUSINESS ADVANTAGE	804156	OUTSTANDING			38.10
51453	192973	ACCOUNTS_PAYA	12/27/2024	ENNIS BRITTON CO, LPA	50660	OUTSTANDING			3,215.50
51421	192995	ACCOUNTS_PAYA	12/27/2024	W.R. HACKETT, INC.	804035	OUTSTANDING			5,742.70
51404	193015	ACCOUNTS_PAYA	12/27/2024	ERVIN; KAREN	809630	RECONCILED	12/31/2024		78.00
51445	193027	ACCOUNTS_PAYA	12/27/2024	THE CORKEN STEEL PRODUCTS COMPANY	810464	OUTSTANDING			1,242.54
51417	193031	ACCOUNTS_PAYA	12/27/2024	VALLEY JANITOR SUPPLY	810633	OUTSTANDING			117.40
51438	193034	ACCOUNTS_PAYA	12/27/2024	AREA WIDE INC	810723	OUTSTANDING			177.31

Start Date: 12/1/2024

End Date: 12/31/2024

LEBANON CITY SCHOOL DISTRICT

Disbursement Summary Report

Reference Number	Check Number	Type	Date	Name	Vendor #	Status	Reconcile Date	Void Date	Amount
51427	193021	ACCOUNTS_PAYA BLE	12/27/2024	ASSOCIATION OF PUBLIC TREASURERS	810020	OUTSTANDING			\$ 159.00
51430	193022	ACCOUNTS_PAYA BLE	12/27/2024	HARRISON JR HIGH ATHLETICS	810039	OUTSTANDING			650.00
51413	193023	ACCOUNTS_PAYA BLE	12/27/2024	BRICKER GRAYDON LLP	810148	OUTSTANDING			357.50
51426	193001	ACCOUNTS_PAYA BLE	12/27/2024	VERIZON WIRELESS	806436	OUTSTANDING			2,754.41
51459	193028	ACCOUNTS_PAYA BLE	12/27/2024	BULL'S EYE BRANDS, INC	810577	OUTSTANDING			3,571.60
51449	192978	ACCOUNTS_PAYA BLE	12/27/2024	HOME DEPOT CREDIT SERVICES	80907	OUTSTANDING			1,355.13
51419	193018	ACCOUNTS_PAYA BLE	12/27/2024	CINCINNATI OCCUPATIONAL THERAPY INSTITUTE	809884	OUTSTANDING			191.25
51457	192992	ACCOUNTS_PAYA BLE	12/27/2024	OHSAA	802132	OUTSTANDING			100.00
51422	192986	ACCOUNTS_PAYA BLE	12/27/2024	SHAKER RUN GOLF CLUB	190700	OUTSTANDING			250.01
51444	193008	ACCOUNTS_PAYA BLE	12/27/2024	COMMERCIAL PARTS & SERVICE	808635	OUTSTANDING			405.00
51437	192991	ACCOUNTS_PAYA BLE	12/27/2024	J.W. PEPPER & SON INC.	802092	OUTSTANDING			606.69
51452	192970	ACCOUNTS_PAYA BLE	12/27/2024	DUKE ENERGY PAYMENT PROCESSING	30760	OUTSTANDING			189.83
51432	193014	ACCOUNTS_PAYA BLE	12/27/2024	ALCOR SUPPLY COMPANY	809425	OUTSTANDING			1,899.05
51443	193017	ACCOUNTS_PAYA BLE	12/27/2024	MECHANICSBUR G HIGH SCHOOL	809685	OUTSTANDING			250.00
51434	192994	ACCOUNTS_PAYA BLE	12/27/2024	JS LANGUAGES LLC	803721	OUTSTANDING			445.00
51408	192976	ACCOUNTS_PAYA BLE	12/27/2024	GORDON FOOD SERVICE	70449	OUTSTANDING			10,902.33
51462	192974	ACCOUNTS_PAYA BLE	12/27/2024	HAND2MIND INC.	50749	OUTSTANDING			543.98
51400	192981	ACCOUNTS_PAYA BLE	12/27/2024	MODERN MUSIC METHODS	131485	OUTSTANDING			2,992.75
51416	192983	ACCOUNTS_PAYA BLE	12/27/2024	PLATTENBURG & ASSOCIATES INC.	160449	OUTSTANDING			1,130.00
51410	192982	ACCOUNTS_PAYA BLE	12/27/2024	PHILLIPS SUPPLY CO.	160320	OUTSTANDING			4,694.72
51464	193020	ACCOUNTS_PAYA BLE	12/27/2024	KING; CAELAN	809949	OUTSTANDING			134.85

Start Date: 12/1/2024

End Date: 12/31/2024

LEBANON CITY SCHOOL DISTRICT

Disbursement Summary Report

Reference Number	Check Number	Type	Date	Name	Vendor #	Status	Reconcile Date	Void Date	Amount
51465	192980	ACCOUNTS_PAYA BLE	12/27/2024	KROGER CO.	110545	OUTSTANDING			\$ 64.34
51463	192985	ACCOUNTS_PAYA BLE	12/27/2024	SCHOOL HEALTH CORPORATION	190388	OUTSTANDING			302.73
51424	192988	ACCOUNTS_PAYA BLE	12/27/2024	TROPHY AWARDS	200559	OUTSTANDING			37.41
51425	192979	ACCOUNTS_PAYA BLE	12/27/2024	KOCH SPORTING GOODS	110441	OUTSTANDING			490.00
51411	192999	ACCOUNTS_PAYA BLE	12/27/2024	HERSHEY CREAMERY COMPANY	804945	OUTSTANDING			1,671.36
51407	193010	ACCOUNTS_PAYA BLE	12/27/2024	SOUTHERN OHIO PIZZA INC	808724	OUTSTANDING			1,017.00
51414	193000	ACCOUNTS_PAYA BLE	12/27/2024	BAND SHOPPE	805593	OUTSTANDING			1,026.50
51439	193005	ACCOUNTS_PAYA BLE	12/27/2024	RICHARDSON; STEVEN	808280	OUTSTANDING			60.00
51441	192997	ACCOUNTS_PAYA BLE	12/27/2024	BUTLER CO. ESC	804648	OUTSTANDING			28,743.70
51458	193007	ACCOUNTS_PAYA BLE	12/27/2024	IXL LEARNING INC	808568	OUTSTANDING			1,312.50
51415	193004	ACCOUNTS_PAYA BLE	12/27/2024	SUNRISE COOPERATIVE INC.	807482	OUTSTANDING			381.44
51402	193019	ACCOUNTS_PAYA BLE	12/27/2024	NEW PRECISION TECHNOLOGY LLC	809948	OUTSTANDING			28.73
51405	193012	ACCOUNTS_PAYA BLE	12/27/2024	REITER DAIRY	809091	OUTSTANDING			3,792.74
51418	192987	ACCOUNTS_PAYA BLE	12/27/2024	SILCO FIRE & SECURITY	191013	OUTSTANDING			681.45
51403	192977	ACCOUNTS_PAYA BLE	12/27/2024	GRALER; MARK	70530	RECONCILED	12/31/2024		509.48
51440	193003	ACCOUNTS_PAYA BLE	12/27/2024	HAUER MUSIC	807434	OUTSTANDING			29.95
51460	193033	ACCOUNTS_PAYA BLE	12/27/2024	NEWPATH CHILD & FAMILY SOLUTIONS	810695	OUTSTANDING			1,989.00
51409	193024	ACCOUNTS_PAYA BLE	12/27/2024	IGS VENTURES, INC	810167	OUTSTANDING			7,595.36
51461	193026	ACCOUNTS_PAYA BLE	12/27/2024	RYAN'S ALL GLASS	810346	VOID		12/30/2024	572.00
51420	193013	ACCOUNTS_PAYA BLE	12/27/2024	SLAM SERVICES: SPORTS LINING &	809119	OUTSTANDING			1,860.00
51431	193011	ACCOUNTS_PAYA BLE	12/27/2024	CINCINNATI CENTER FOR AUTISM	808734	OUTSTANDING			17,772.72

Start Date: 12/1/2024

End Date: 12/31/2024

LEBANON CITY SCHOOL DISTRICT Disbursement Summary Report

Reference Number	Check Number	Type	Date	Name	Vendor #	Status	Reconcile Date	Void Date	Amount
51401	193009	ACCOUNTS_PAYA BLE	12/27/2024	AMAZON CAPITAL SERVICES	808695	OUTSTANDING			\$ 1,212.86
51423	192998	ACCOUNTS_PAYA BLE	12/27/2024	GRAINGER	804685	OUTSTANDING			241.91
51451	193006	ACCOUNTS_PAYA BLE	12/27/2024	DEBRA-KUEMPEL	808405	OUTSTANDING			605.20
51456	193030	ACCOUNTS_PAYA BLE	12/27/2024	ALTAFIBER	810592	OUTSTANDING			69.60
51428	192971	ACCOUNTS_PAYA BLE	12/27/2024	THE CITY OF LEBANON	30841	OUTSTANDING			1,950.00
51442	192975	ACCOUNTS_PAYA BLE	12/27/2024	FLINN SCIENTIFIC, INC.	60300	OUTSTANDING			196.35
51436	192969	ACCOUNTS_PAYA BLE	12/27/2024	SCHOOL NUTRITION ASSOCIATION	11073	OUTSTANDING			187.00
51455	193032	ACCOUNTS_PAYA BLE	12/27/2024	G & J PEPSI-COLA BOTTLING	810647	OUTSTANDING			1,584.10
51447	193016	ACCOUNTS_PAYA BLE	12/27/2024	UPPER ARLINGTON SCHOOLS	809679	OUTSTANDING			175.00
51406	193029	ACCOUNTS_PAYA BLE	12/27/2024	ATLANTIC FOODS CORP	810578	OUTSTANDING			2,401.03
51450	193002	ACCOUNTS_PAYA BLE	12/27/2024	FIRST ADVANTAGE TAX	807093	OUTSTANDING			240.00
51412	192990	ACCOUNTS_PAYA BLE	12/27/2024	CAPITAL ONE	220900	OUTSTANDING			1,078.62
51429	192993	ACCOUNTS_PAYA BLE	12/27/2024	KLOSTERMAN BAKING COMPANY	803558	OUTSTANDING			897.16
51435	192972	ACCOUNTS_PAYA BLE	12/27/2024	U.S. BANK	50555	OUTSTANDING			1,000.00
51448	192984	ACCOUNTS_PAYA BLE	12/27/2024	KONE INC.	160960	OUTSTANDING			1,582.77
51433	193025	ACCOUNTS_PAYA BLE	12/27/2024	OFFICE 360	810289	OUTSTANDING			2,760.00
51454	192989	ACCOUNTS_PAYA BLE	12/27/2024	VERTICAL SYSTEMS ELEVATOR	220162	OUTSTANDING			218.36
Grand Total									\$ 1,144,651.16

**Lebanon City School District
Investment Report
12/31/2024**

Type	Issuer	Cost	Coupon Rate	Maturity Date	Purchase Date	Yield to Maturity	Days to Maturity	Market Value
U.S. GOVERNMENT AGENCY NOTES								
FHLM Note (3134GWZV1)	Red Tree Investments	95,000.00	0.65%	10/22/2025	10/23/2020	0.65%	295	91,901.96
FFCB Note (3133EPBJ3)	Red Tree Investments	99,568.00	4.38%	2/23/2026	2/23/2023	4.53%	419	100,081.52
FHLB Note (3130B2TM7)	Red Tree Investments	100,000.00	4.70%	9/10/2029	9/24/2024	4.70%	1,714	99,762.51
FHLB Note (3130B32S1)	Red Tree Investments	99,500.00	4.00%	10/2/2029	10/9/2024	4.11%	1,736	98,548.57
FHLB Note (3130ALKB9)	Red Tree Investments	90,000.00	1.00%	3/17/2026	3/17/2021	0.95%	441	87,296.15
FHLB Bond (3130ALRR7)	Huntington National Bank	1,000,000.00	1.00%	1/15/2026	10/28/2021	1.07%	380	963,350.00
FHLB Consolidated Bond (3130APJZ9)	Huntington National Bank	1,000,000.00	1.20%	10/28/2026	10/25/2021	1.31%	666	942,880.00
FHLB Consolidated Bond (3130APK38)	Huntington National Bank	1,000,000.00	0.88%	6/27/2025	10/22/2021	0.92%	178	979,910.00
FHLM Bond (3134HANE9)	Huntington National Bank	1,000,000.00	3.50%	9/26/2028	9/24/2024	3.63%	1,365	967,970.00
FHLM Bond (3134HAUF8)	Huntington National Bank	1,247,500.00	4.25%	10/23/2029	10/23/2029	4.31%	1,757	1,236,000.00
U.S. TREASURY NOTES								
US Treasury Note (91282CHQ7)	Red Tree Investments	79,540.62	4.13%	7/31/2028	3/28/2024	4.27%	1,308	80,003.12
US Treasury Note (9128285M8)	Red Tree Investments	117,923.44	3.13%	11/15/2028	10/3/2024	3.58%	1,415	115,725.00
US Treasury Note (91282CJR3)	Red Tree Investments	98,753.91	3.75%	12/31/2028	1/19/2024	4.03%	1,461	98,628.91
US Treasury Note (91282CJR3)	Red Tree Investments	99,531.25	3.75%	12/31/2028	8/12/2024	3.87%	1,461	98,628.91
US Treasury Note (91282CKD2)	Red Tree Investments	109,772.27	4.25%	2/28/2029	11/19/2024	4.30%	1,520	110,575.78
US Treasury Note (91282CKT7)	Red Tree Investments	114,676.79	4.50%	5/31/2029	5/31/2024	4.56%	1,612	116,882.23
US Treasury Note (91282CEV9)	Red Tree Investments	112,641.60	3.25%	6/30/2029	8/30/2024	3.72%	1,642	110,916.60
US Treasury Note (91282CLC3)	Red Tree Investments	99,366.83	4.00%	7/31/2029	7/31/2024	4.14%	1,673	99,578.12
US Treasury Note (91282CLK5)	Red Tree Investments	109,604.69	3.63%	8/31/2029	9/5/2024	3.70%	1,704	107,808.59
US Treasurer Note (91282CLN9)	Red Tree Investments	99,804.55	3.50%	9/30/2029	9/30/2024	3.54%	1,734	97,414.06
US Treasurer Note (91282CLR0)	Red Tree Investments	99,835.94	4.13%	10/31/2029	11/4/2024	4.16%	1,765	100,148.44
CERTIFICATES OF DEPOSIT								
Certificate of Deposit (15131XFF9)	Red Tree Investments	99,900.00	4.50%	1/31/2025	1/31/2023	4.55%	31	99,944.30
Certificate of Deposit (856285TF8)	Red Tree Investments	247,132.00	1.60%	4/29/2025	4/29/2020	1.67%	119	245,067.20
Certificate of Deposit (02589AF31)	Huntington National Bank	250,000.00	5.00%	9/21/2026	9/15/2023	4.99%	629	253,432.50
Certificate of Deposit (254676AN9)	Huntington National Bank	250,000.00	5.00%	9/21/2026	9/15/2023	4.99%	629	253,432.50
Certificate of Deposit (66476QED6)	Huntington National Bank	250,000.00	5.20%	9/22/2025	9/15/2023	5.20%	265	251,575.00
Certificate of Deposit (8562853P4)	Huntington National Bank	250,000.00	5.25%	9/22/2025	9/15/2023	5.25%	265	251,672.50
Certificate of Deposit (87165H2V1)	Huntington National Bank	250,000.00	5.25%	9/22/2025	9/15/2023	5.25%	265	251,672.50
Money Market (ICS Acct)	Huntington National Bank	4,795,457.18	4.05%	12/31/2024	12/31/2024	4.05%	-	4,795,457.18
COMMERICAL PAPER								
Commerical Paper (06054NRH6)	Red Tree Investments	101,030.01	0.00%	4/17/2025	7/22/2024	5.26%	107	103,143.49
Commerical Paper (62479LST3)	Red Tree Investments	111,032.50	0.00%	5/27/2025	8/30/2024	4.76%	147	112,422.85
Commercial Paper (638783JTT7)	Red Tree Investments	111,429.25	0.00%	6/27/2025	9/30/2024	4.27%	178	111,997.35
Commercial Paper (17327AUE5)	Red Tree Investments	111,545.69	0.00%	7/14/2025	11/13/2024	4.59%	195	111,755.73
Commerical Paper (11070JTR1)	Huntington National Bank	1,241,141.67	0.00%	6/25/2025	10/21/2024	N/A	176	1,242,439.37
Commercial Paper (17277AQ89)	Huntington National Bank	1,614,009.69	0.00%	3/26/2025	8/13/2024	N/A	85	1,635,722.50
Commercial Paper (22533TNQ5)	Huntington National Bank	1,734,159.74	0.00%	1/24/2025	4/29/2024	N/A	24	1,787,316.03
Commerical Paper (45685QPJ2)	Huntington National Bank	1,140,776.70	0.00%	2/18/2025	7/17/2024	N/A	49	1,163,023.81
Commercial Paper (55607KNM4)	Huntington National Bank	1,089,541.48	0.00%	1/21/2025	5/20/2024	N/A	21	1,117,497.20

Commerical Paper (78O15CR95)	Huntington National Bank	1,253,347.62	0.00%	4/9/2025	7/12/2014	N/A	99	1,278,854.46
Commerical Paper (83368YNR4)	Huntington National Bank	2,217,383.97	0.00%	3/21/2025	6/27/2024	N/A	80	2,267,800.00
Commerical Paper (8923AON74)	Huntington National Bank	1,928,485.34	0.00%	1/7/2025	4/12/2024	N/A	7	1,990,163.36

MONEY MARKET FUND

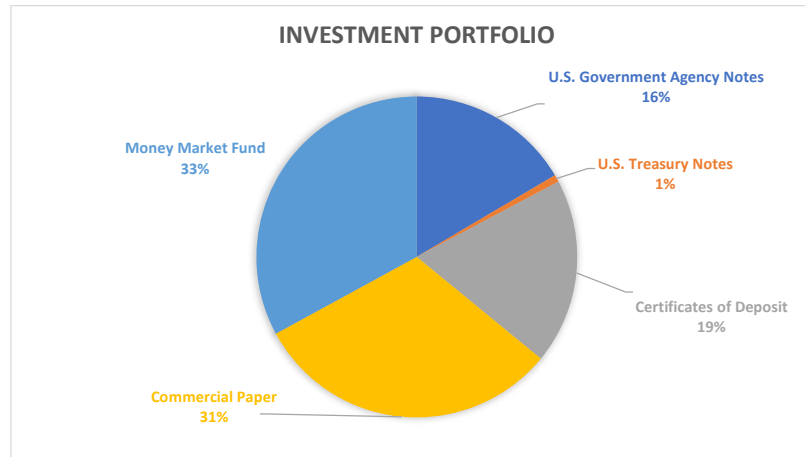
Money Market (USBMMF)	Red Tree Investments	8,893.69	4.51%	12/31/2024	12/31/2024	4.51%	-	8,893.69
Money Market	Star Ohio General Fund	11,261,604.99	4.86%	12/31/2024	12/31/2024	4.86%	-	11,261,604.99
Money Market	Star Ohio Expendable Trust Scholarships	172,995.08	4.86%	12/31/2024	12/31/2024	4.86%	-	172,995.08
Money Market	Star Ohio Nonexpendable Trust Scholarships	132,414.85	4.86%	12/31/2024	12/31/2024	4.86%	-	132,414.85
Money Market	Star Ohio Construction Retainage	2,602.87	4.86%	12/31/2024	12/31/2024	4.86%	-	2,602.87
Money Market (HCS-020103)	Huntington National Bank	17,205.42	4.20%	12/31/2024	12/31/2024	4.13%	-	17,205.42

Total Portfolio		<u>\$37,515,110</u>						<u>\$37,624,117</u>
Weighted Average Yield and Days to Maturity								

12/31/2024

TOTALS

U.S. Government Agency Notes	\$ 5,567,700.71
U.S. Treasury Notes	\$ 1,036,161.32
Certificates of Deposit	\$ 6,402,253.68
Commercial Paper	\$ 12,922,136.15
Money Market Fund	\$ 11,595,716.90
	<u>\$ 37,523,968.76</u>



Lebanon City School District
Interest Income for Month Ending December 31, 2024

Fund Name	Fund Number	Fund Balance	% of Total Fund Balance	Interest to be Allocated	Interest to Post
General Fund	001	\$ 22,536,112.92	65.23%	\$ 61,904.98	\$ 40,381.76
Bond Retirement Fund	002	\$ 8,361,847.35	24.20%	\$ 61,904.98	\$ 14,983.33
Lebanon Athletics Facilities PI	003-9008	\$ 146,401.11	0.42%	\$ 61,904.98	\$ 262.33
Capital Projects Fund	003-9099	\$ 1,441,891.04	4.17%	\$ 61,904.98	\$ 2,583.68
Construction Fund	004-9000	\$ 46,833.56	0.14%	\$ 61,904.98	\$ 83.92
Food Service Fund	006	\$ 584,396.70	1.69%	\$ 61,904.98	\$ 1,047.16
Classroom Facilities Maint. Fund	034-0000	\$ 610,270.66	1.77%	\$ 61,904.98	\$ 1,093.52
St. Francis Fund	401-90xx	\$ 96,827.29	0.28%	\$ 61,904.98	\$ 173.50
LUMK Fund	401-91xx	\$ 9,992.87	0.03%	\$ 61,904.98	\$ 17.91
Lebanon Christian Fund	401-92xx	\$ 99,980.34	0.29%	\$ 61,904.98	\$ 179.15
Classroom Facilities LFI Share	004-9003	\$ 324,393.01	0.94%	\$ 61,904.98	\$ 581.27
Classroom Facilities Fund State Share	010-9900	\$ -	0.00%	\$ 61,904.98	\$ -
Classroom Facilities Fund Local Share	010-9901	\$ 288,777.99	0.84%	\$ 61,904.98	\$ 517.45
		<u>\$ 34,547,724.84</u>	<u>100.00%</u>		<u>\$ 61,904.98</u>
					<i>0.00</i>
<u>Expendable Trust Accounts</u>					
Administration Scholarship	007-9003	\$ 1,616.39	0.93%	\$ 691.08	\$ 6.45
Dennis Jeffery Scholarship	007-9006	\$ 125.00	0.07%	\$ 691.08	\$ 0.50
Audrey Aileen Kite Scholarship	007-9007	\$ 141,392.91	81.59%	\$ 691.08	\$ 563.86
Jarod Bennett Scholarship	007-9009	\$ 620.49	0.36%	\$ 691.08	\$ 2.47
Donald L. Palmer Scholarship	007-9013	\$ 8,586.43	4.95%	\$ 691.08	\$ 34.24
Diversity/Achievement Scholarship	007-9017	\$ 560.29	0.32%	\$ 691.08	\$ 2.23
Gloria Taylor Memorial Scholarship	007-9019	\$ 12,272.56	7.08%	\$ 691.08	\$ 48.94
LCS Board Scholarship Fund	007-9021	\$ 300.00	0.17%	\$ 691.08	\$ 1.20
Molly McCool Scholarship	007-9100	\$ 247.36	0.14%	\$ 691.08	\$ 0.99
Rosalee Satchell/Domino's Pizza Scholar	007-9101	\$ 7,573.65	4.37%	\$ 691.08	\$ 30.20
		<u>\$ 173,295.08</u>	<u>100.00%</u>		<u>\$ 691.08</u>
					<i>0.00</i>
<u>Non-Expendable Trust Accounts</u>					
Louisa Wright Scholarship	008-0000	\$ 16,138.57	12.16%	\$ 528.59	\$ 64.28
Michael Rourke Scholarship	008-9001	\$ 3,722.52	2.80%	\$ 528.59	\$ 14.83
Friends of Academics Scholarship	008-9002	\$ 106,125.80	79.97%	\$ 528.59	\$ 422.68
Ron Lefeber Scholarship	008-9004	\$ 6,727.96	5.07%	\$ 528.59	\$ 26.80
		<u>\$ 132,714.85</u>	<u>100.00%</u>		<u>\$ 528.59</u>
					<i>0.00</i>
				Grand Total Interest	<u>\$ 63,124.65</u>